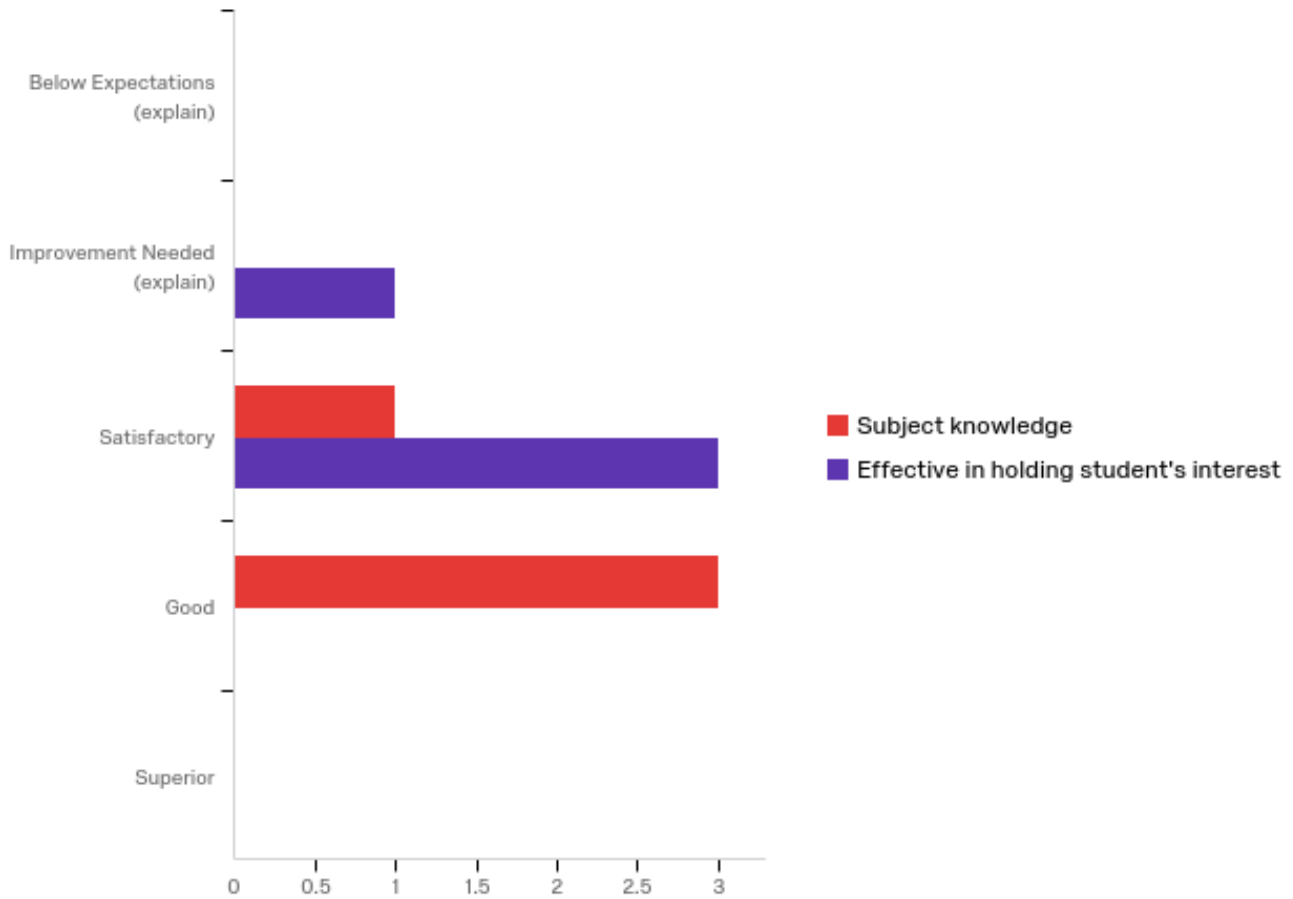


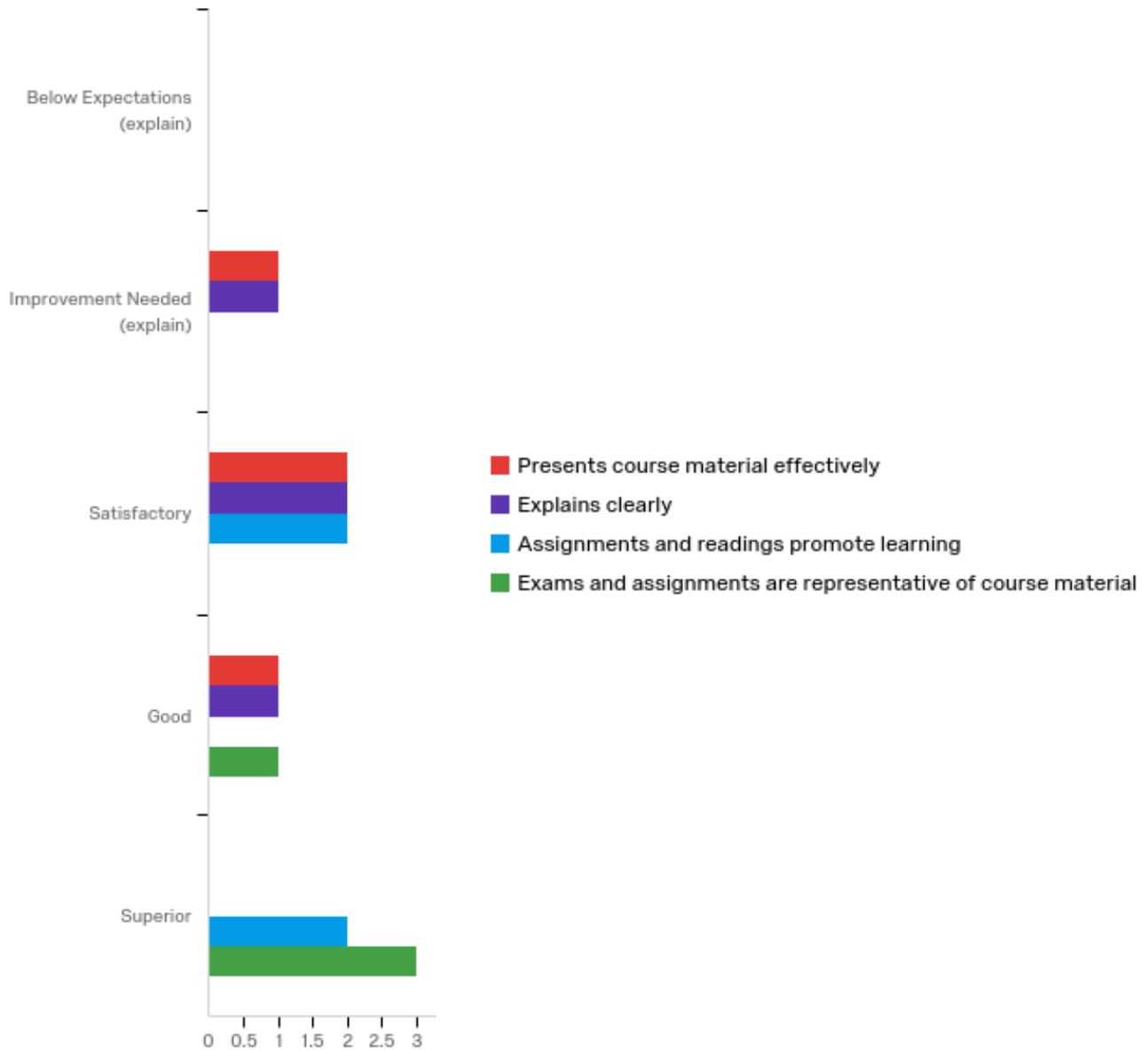
1 - Handling of Lecture



#	Field	Minimum	Maximum	Mean	Std Deviation	Variance	Count
1	Subject knowledge	3.00	4.00	3.75	0.43	0.19	4
2	Effective in holding student's interest	2.00	3.00	2.75	0.43	0.19	4

#	Question	Below Expectations (explain)	Improvement Needed (explain)	Satisfactory	Good	Superior	Total
1	Subject knowledge	0.00% 0	0.00% 0	25.00% 1	75.00% 3	0.00% 0	4
2	Effective in holding student's interest	0.00% 0	25.00% 1	75.00% 3	0.00% 0	0.00% 0	4

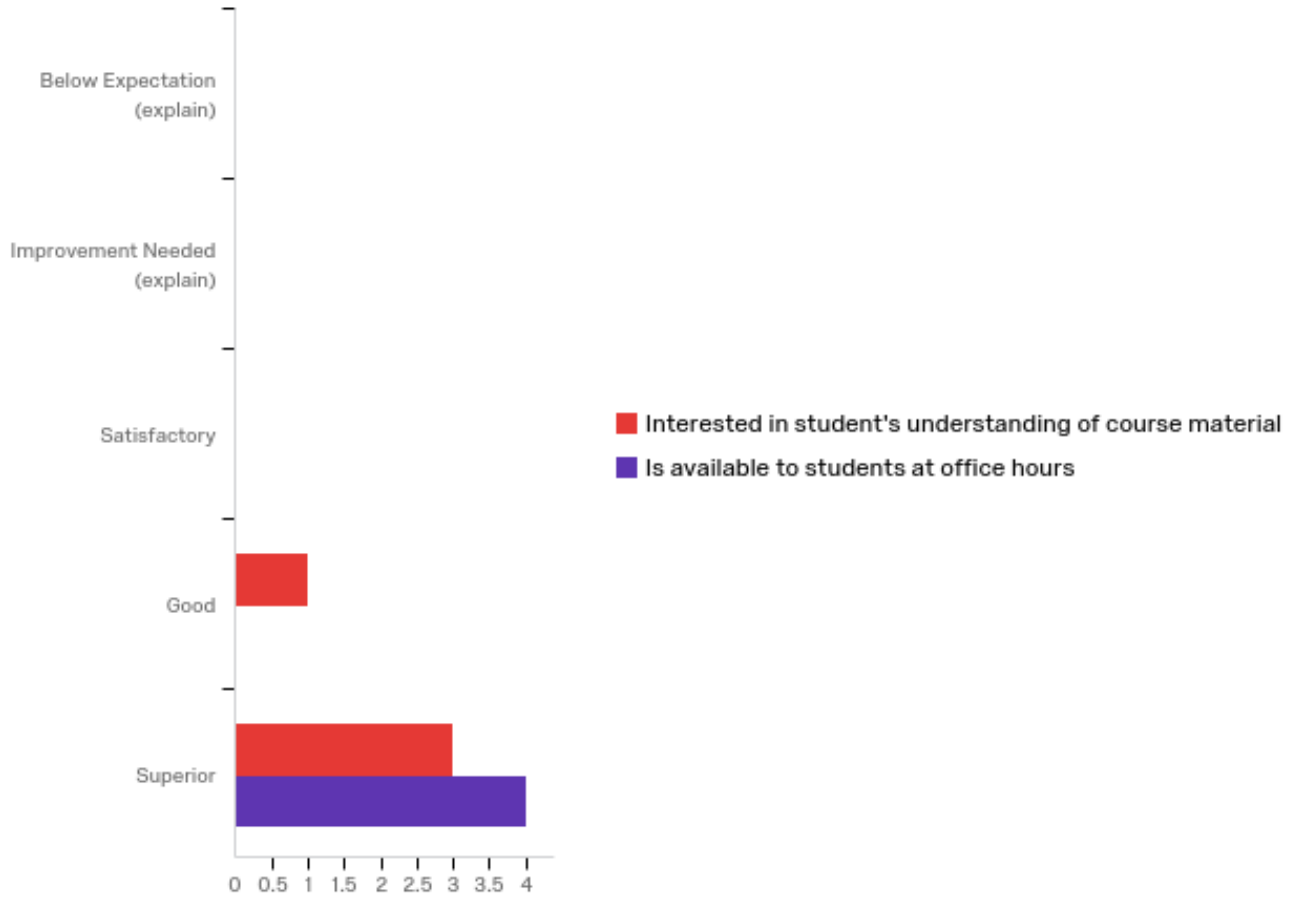
2 - Preparation & Presentation of Subject Matter



#	Field	Minimum	Maximum	Mean	Std Deviation	Variance	Count
1	Presents course material effectively	2.00	4.00	3.00	0.71	0.50	4
2	Explains clearly	2.00	4.00	3.00	0.71	0.50	4
3	Assignments and readings promote learning	3.00	5.00	4.00	1.00	1.00	4
4	Exams and assignments are representative of course material	4.00	5.00	4.75	0.43	0.19	4

#	Question	Below Expectations (explain)	Improvement Needed (explain)	Satisfactory	Good	Superior	Total
1	Presents course material effectively	0.00% 0	25.00% 1	50.00% 2	25.00% 1	0.00% 0	4
2	Explains clearly	0.00% 0	25.00% 1	50.00% 2	25.00% 1	0.00% 0	4
3	Assignments and readings promote learning	0.00% 0	0.00% 0	50.00% 2	0.00% 0	50.00% 2	4
4	Exams and assignments are representative of course material	0.00% 0	0.00% 0	0.00% 0	25.00% 1	75.00% 3	4

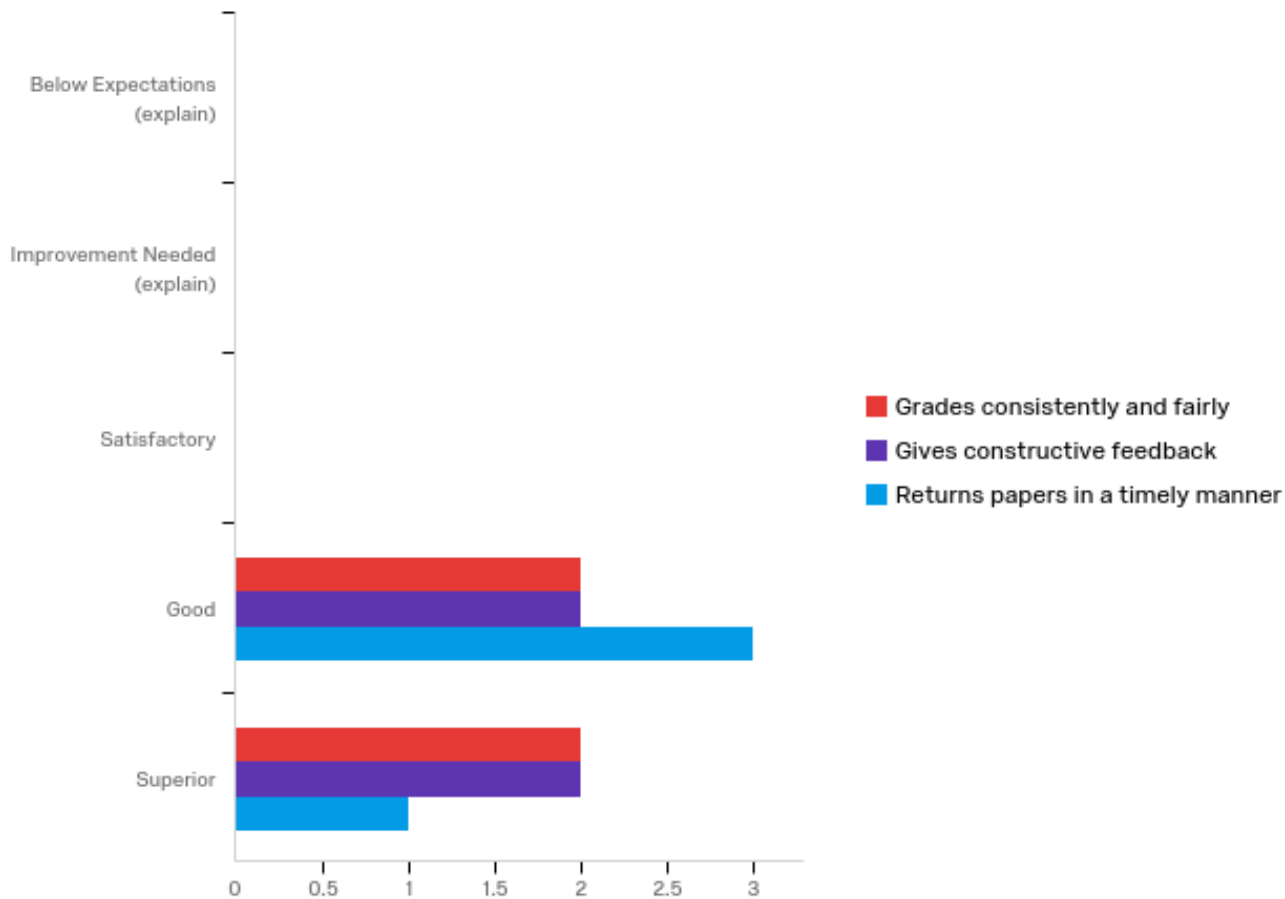
3 - Relationship with Students



#	Field	Minimum	Maximum	Mean	Std Deviation	Variance	Count
1	Interested in student's understanding of course material	4.00	5.00	4.75	0.43	0.19	4
2	Is available to students at office hours	5.00	5.00	5.00	0.00	0.00	4

#	Question	Below Expectation (explain)	Improvement Needed (explain)	Satisfactory	Good	Superior	Total
1	Interested in student's understanding of course material	0.00% 0	0.00% 0	0.00% 0	25.00% 1	75.00% 3	4
2	Is available to students at office hours	0.00% 0	0.00% 0	0.00% 0	0.00% 0	100.00% 4	4

4 - Grading of Papers and Projects



#	Field	Minimum	Maximum	Mean	Std Deviation	Variance	Count
1	Grades consistently and fairly	4.00	5.00	4.50	0.50	0.25	4
2	Gives constructive feedback	4.00	5.00	4.50	0.50	0.25	4
3	Returns papers in a timely manner	4.00	5.00	4.25	0.43	0.19	4

#	Question	Below Expectations (explain)	Improvement Needed (explain)	Satisfactory	Good	Superior	Total
1	Grades consistently and fairly	0.00% 0	0.00% 0	0.00% 0	50.00% 2	50.00% 2	4
2	Gives constructive feedback	0.00% 0	0.00% 0	0.00% 0	50.00% 2	50.00% 2	4