

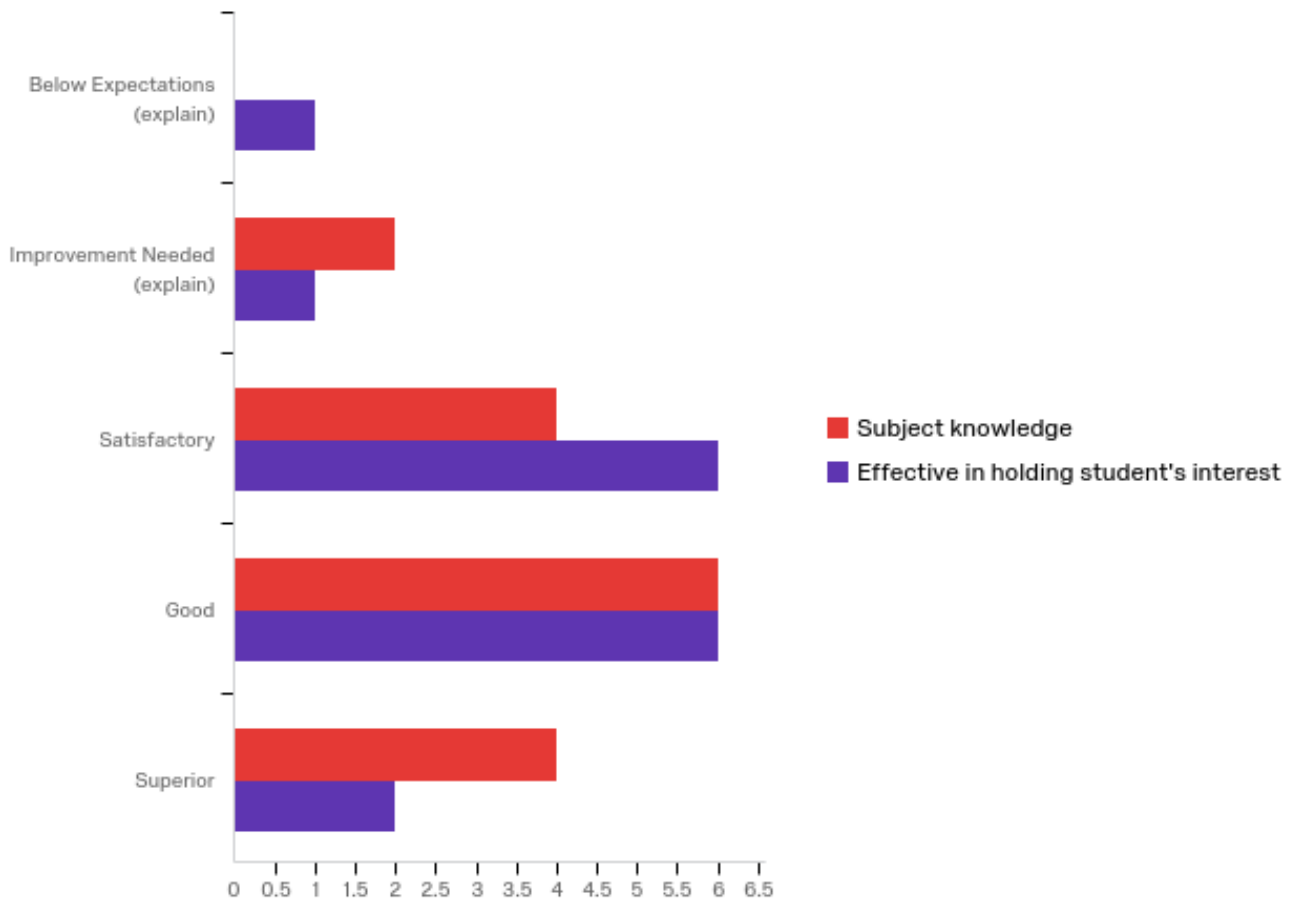
Default Report

USP 180_SP 19

Chavez, Richard

The following survey is for USP 180 and Professor Richard Chavez. The data collected from this survey will be completely anonymous and is used to improve this course as well as the USP Program overall. There will be a section at the end of the survey for comments.

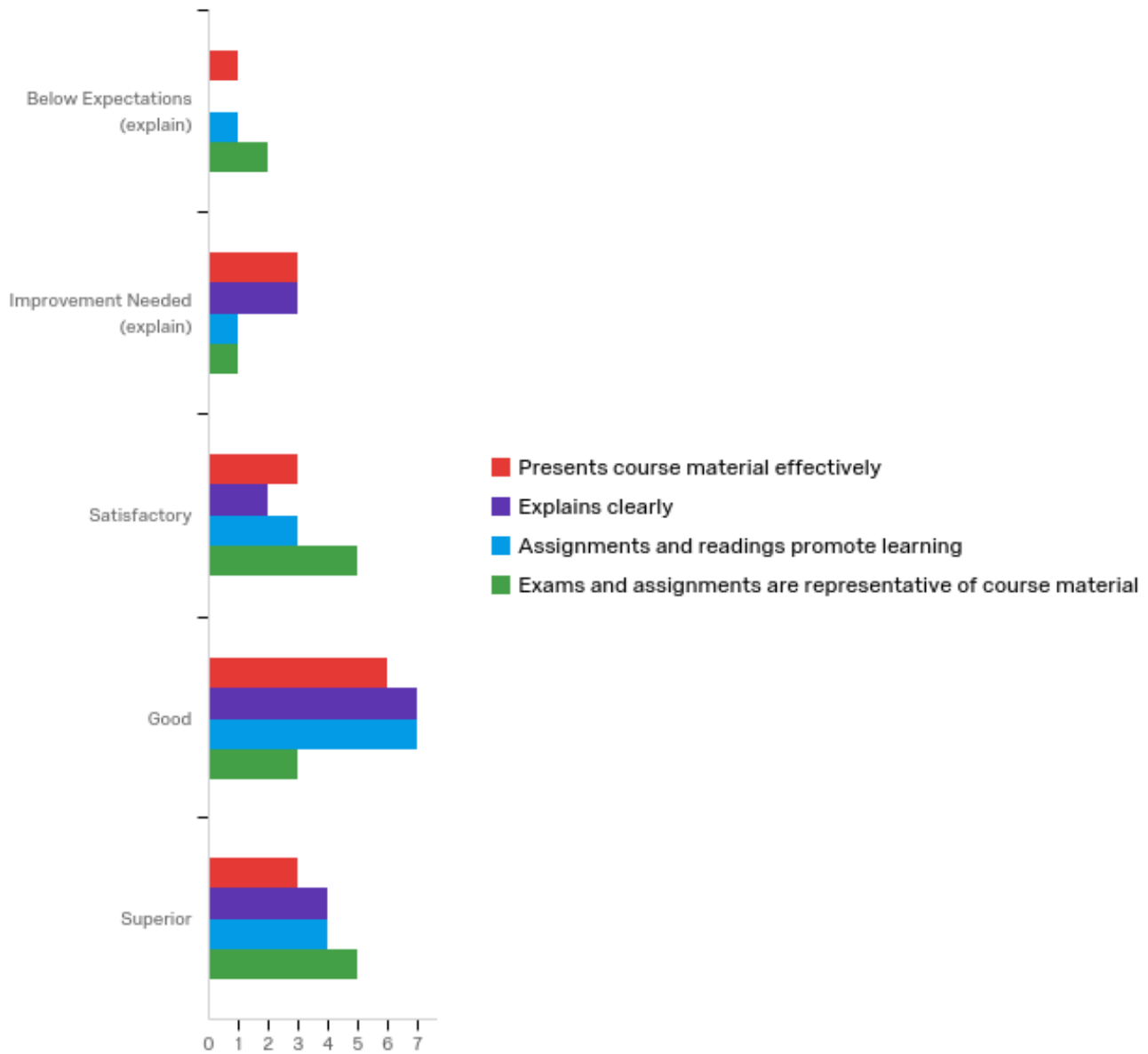
Handling of Lecture



| # | Field | Minimum | Maximum | Mean | Std Deviation | Variance | Count |
|---|---|---------|---------|------|---------------|----------|-------|
| 1 | Subject knowledge | 0.00 | 0.00 | 0.00 | 0.00 | 0.00 | 0 |
| 2 | Effective in holding student's interest | 0.00 | 0.00 | 0.00 | 0.00 | 0.00 | 0 |

| # | Question | Below Expectations (explain) | | Improvement Needed (explain) | | Satisfactory | | Good | | Superior | | Total |
|---|---|------------------------------|---|------------------------------|---|--------------|---|-------|---|----------|---|-------|
| 1 | Subject knowledge | 0.00% | 0 | 0.00% | 0 | 0.00% | 0 | 0.00% | 0 | 0.00% | 0 | 0 |
| 2 | Effective in holding student's interest | 0.00% | 0 | 0.00% | 0 | 0.00% | 0 | 0.00% | 0 | 0.00% | 0 | 0 |

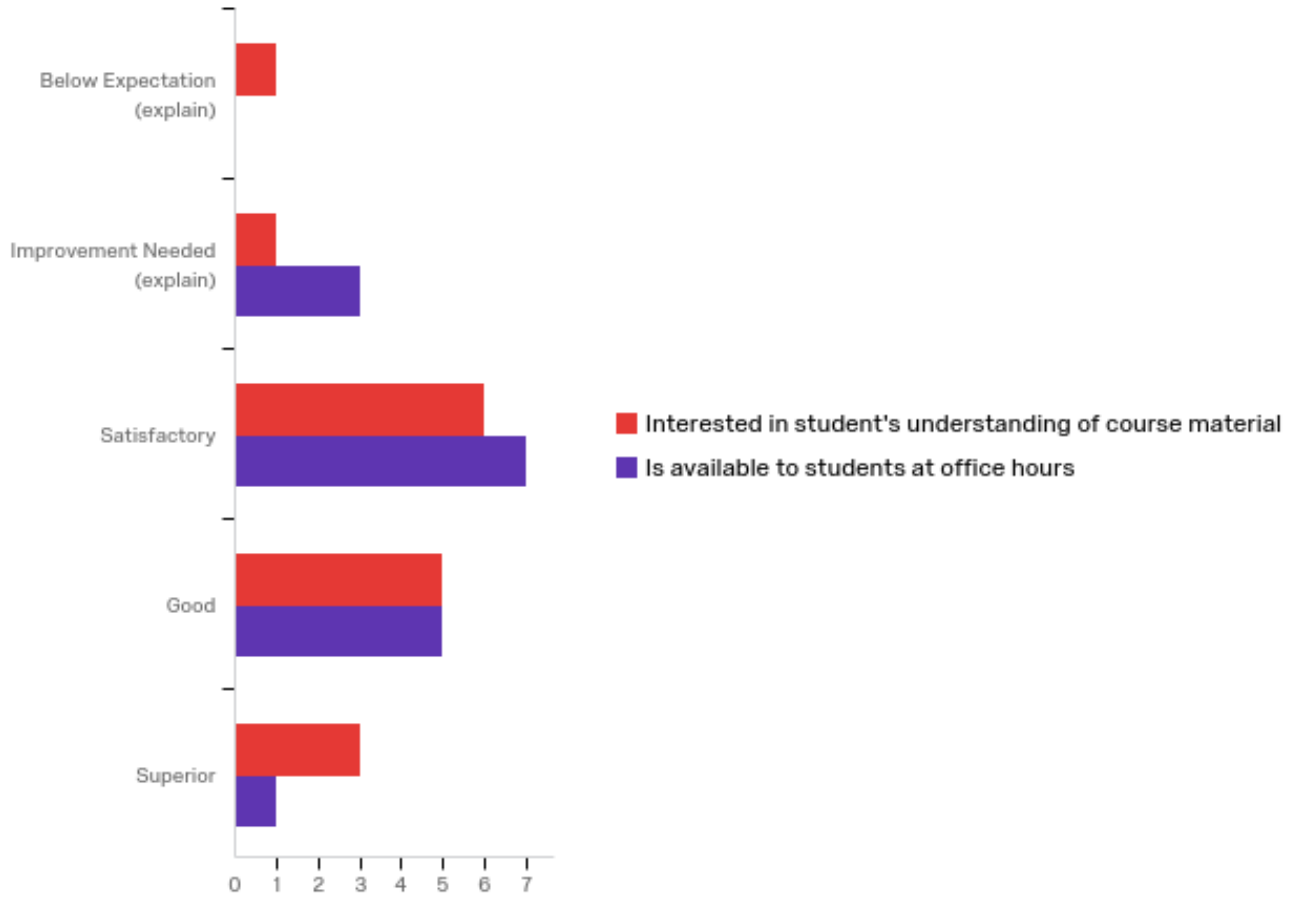
Preparation & Presentation of Subject Matter



| # | Field | Minimum | Maximum | Mean | Std Deviation | Variance | Count |
|---|---|---------|---------|------|---------------|----------|-------|
| 1 | Presents course material effectively | 0.00 | 0.00 | 0.00 | 0.00 | 0.00 | 0 |
| 2 | Explains clearly | 0.00 | 0.00 | 0.00 | 0.00 | 0.00 | 0 |
| 3 | Assignments and readings promote learning | 0.00 | 0.00 | 0.00 | 0.00 | 0.00 | 0 |
| 4 | Exams and assignments are representative of course material | 0.00 | 0.00 | 0.00 | 0.00 | 0.00 | 0 |

| # | Question | Below Expectations (explain) | Improvement Needed (explain) | Satisfactory | Good | Superior | Total |
|---|---|------------------------------|------------------------------|--------------|----------|----------|-------|
| 1 | Presents course material effectively | 6.25% 1 | 18.75% 3 | 18.75% 3 | 37.50% 6 | 18.75% 3 | 16 |
| 2 | Explains clearly | 0.00% 0 | 18.75% 3 | 12.50% 2 | 43.75% 7 | 25.00% 4 | 16 |
| 3 | Assignments and readings promote learning | 6.25% 1 | 6.25% 1 | 18.75% 3 | 43.75% 7 | 25.00% 4 | 16 |
| 4 | Exams and assignments are representative of course material | 12.50% 2 | 6.25% 1 | 31.25% 5 | 18.75% 3 | 31.25% 5 | 16 |

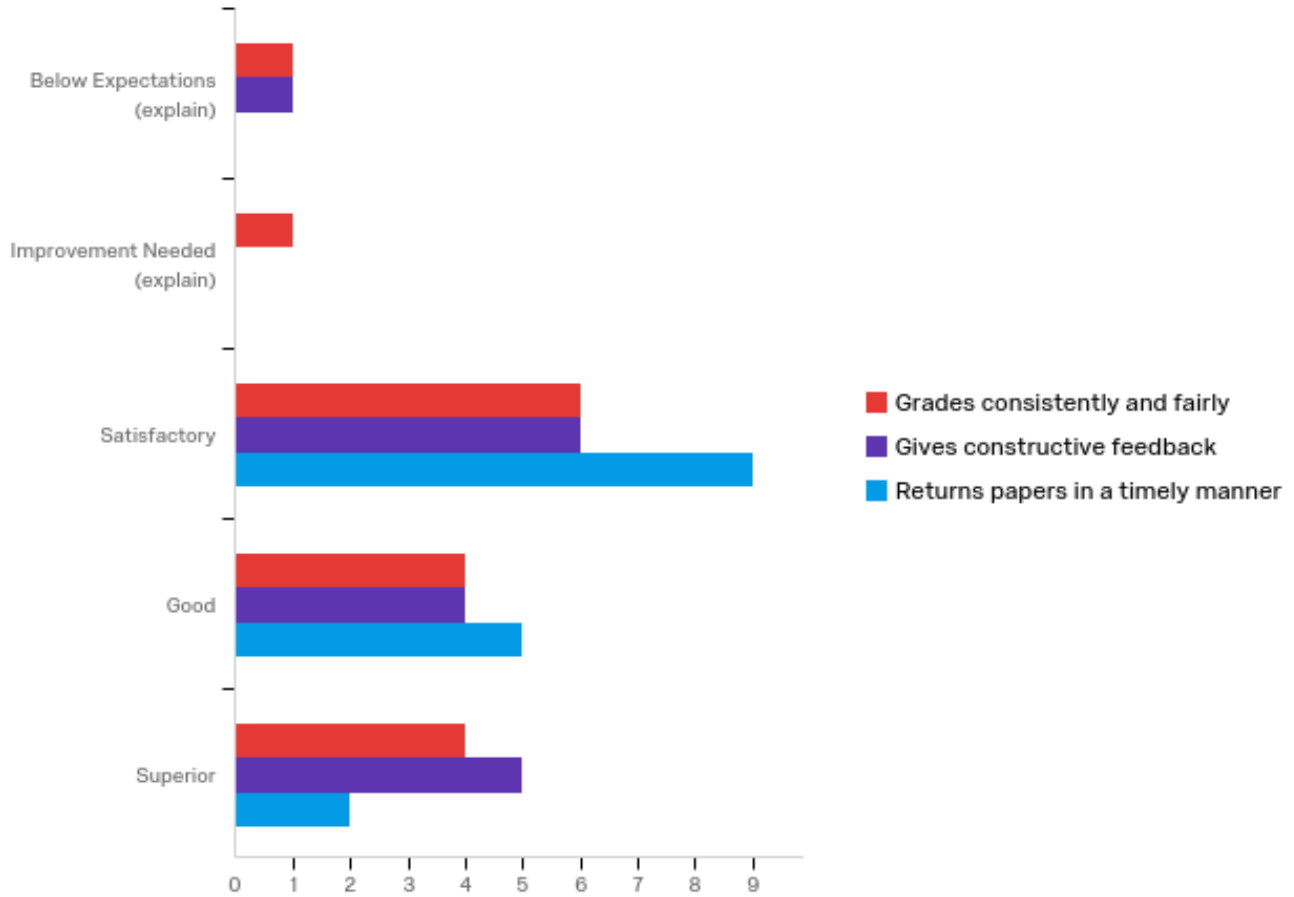
Relationship with Students



| # | Field | Minimum | Maximum | Mean | Std Deviation | Variance | Count |
|---|--|---------|---------|------|---------------|----------|-------|
| 1 | Interested in student's understanding of course material | 1.00 | 5.00 | 3.50 | 1.06 | 1.13 | 16 |
| 2 | Is available to students at office hours | 2.00 | 5.00 | 3.25 | 0.83 | 0.69 | 16 |

| # | Question | Below Expectation (explain) | Improvement Needed (explain) | Satisfactory | Good | Superior | Total |
|---|--|-----------------------------|------------------------------|--------------|----------|----------|-------|
| 1 | Interested in student's understanding of course material | 6.25% 1 | 6.25% 1 | 37.50% 6 | 31.25% 5 | 18.75% 3 | 16 |
| 2 | Is available to students at office hours | 0.00% 0 | 18.75% 3 | 43.75% 7 | 31.25% 5 | 6.25% 1 | 16 |

Grading of Papers and Projects



| # | Field | Minimum | Maximum | Mean | Std Deviation | Variance | Count |
|---|-----------------------------------|---------|---------|------|---------------|----------|-------|
| 1 | Grades consistently and fairly | 0.00 | 0.00 | 0.00 | 0.00 | 0.00 | 0 |
| 2 | Gives constructive feedback | 0.00 | 0.00 | 0.00 | 0.00 | 0.00 | 0 |
| 3 | Returns papers in a timely manner | 0.00 | 0.00 | 0.00 | 0.00 | 0.00 | 0 |

| # | Question | Below Expectations (explain) | Improvement Needed (explain) | Satisfactory | Good | Superior | Total |
|---|--------------------------------|------------------------------|------------------------------|--------------|---------|----------|-------|
| 1 | Grades consistently and fairly | 0.00% 0 | 0.00% 0 | 0.00% 0 | 0.00% 0 | 0.00% 0 | 0 |
| 2 | Gives constructive feedback | 0.00% 0 | 0.00% 0 | 0.00% 0 | 0.00% 0 | 0.00% 0 | 0 |