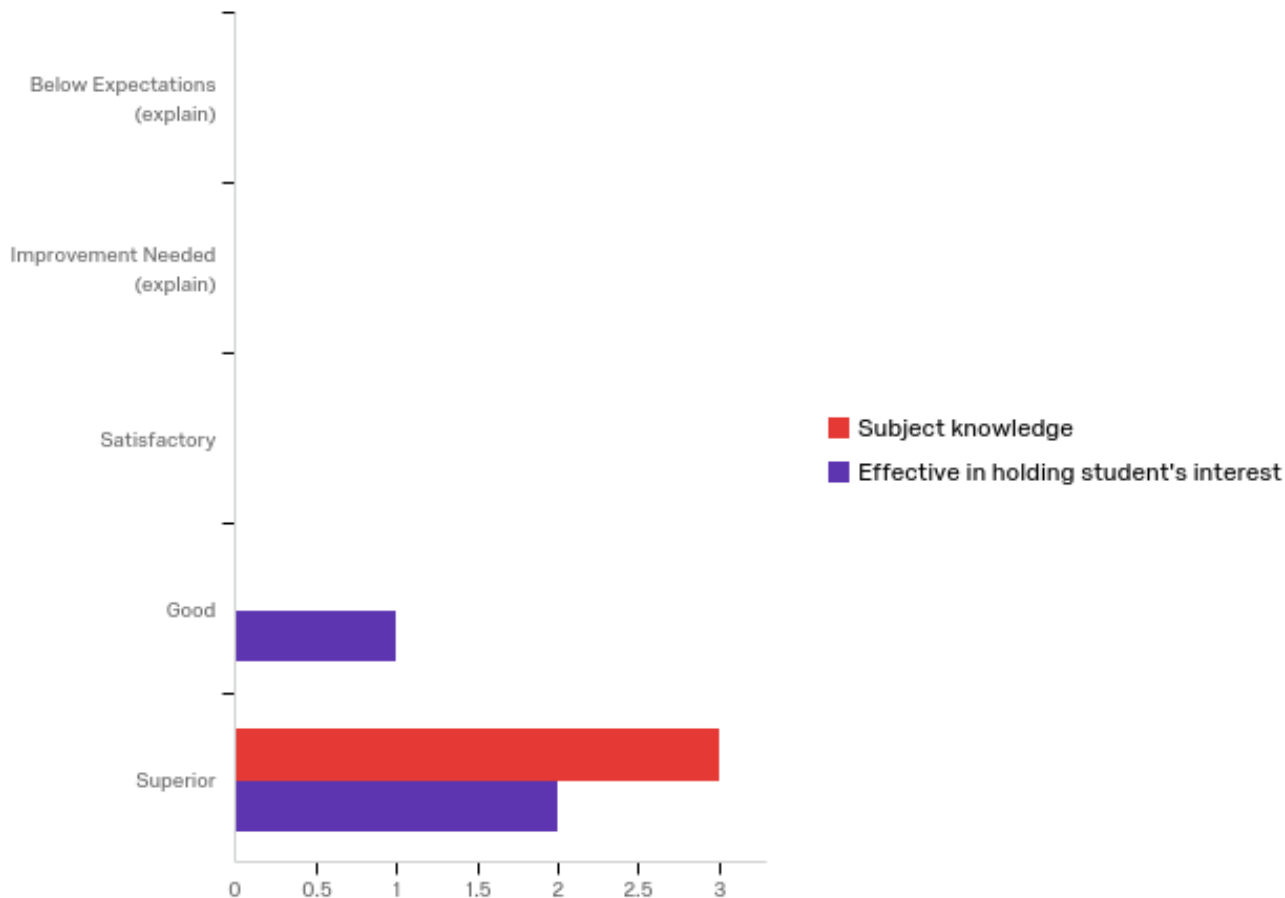


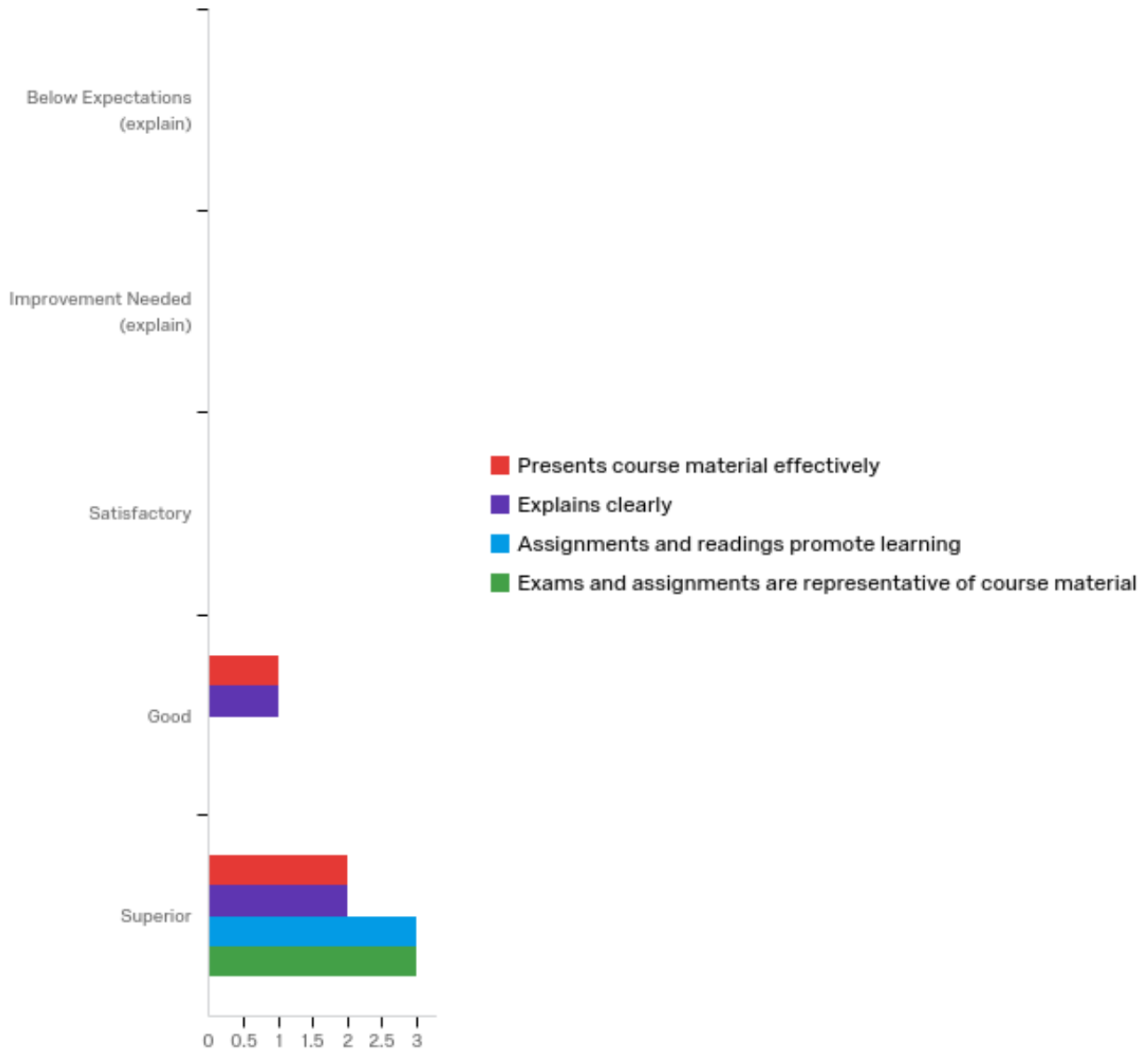
1 - Handling of Lecture



#	Field	Minimum	Maximum	Mean	Std Deviation	Variance	Count
1	Subject knowledge	5.00	5.00	5.00	0.00	0.00	3
2	Effective in holding student's interest	4.00	5.00	4.67	0.47	0.22	3

#	Question	Below Expectations (explain)	Improvement Needed (explain)	Satisfactory	Good	Superior	Total
1	Subject knowledge	0.00% 0	0.00% 0	0.00% 0	0.00% 0	100.00% 3	3
2	Effective in holding student's interest	0.00% 0	0.00% 0	0.00% 0	33.33% 1	66.67% 2	3

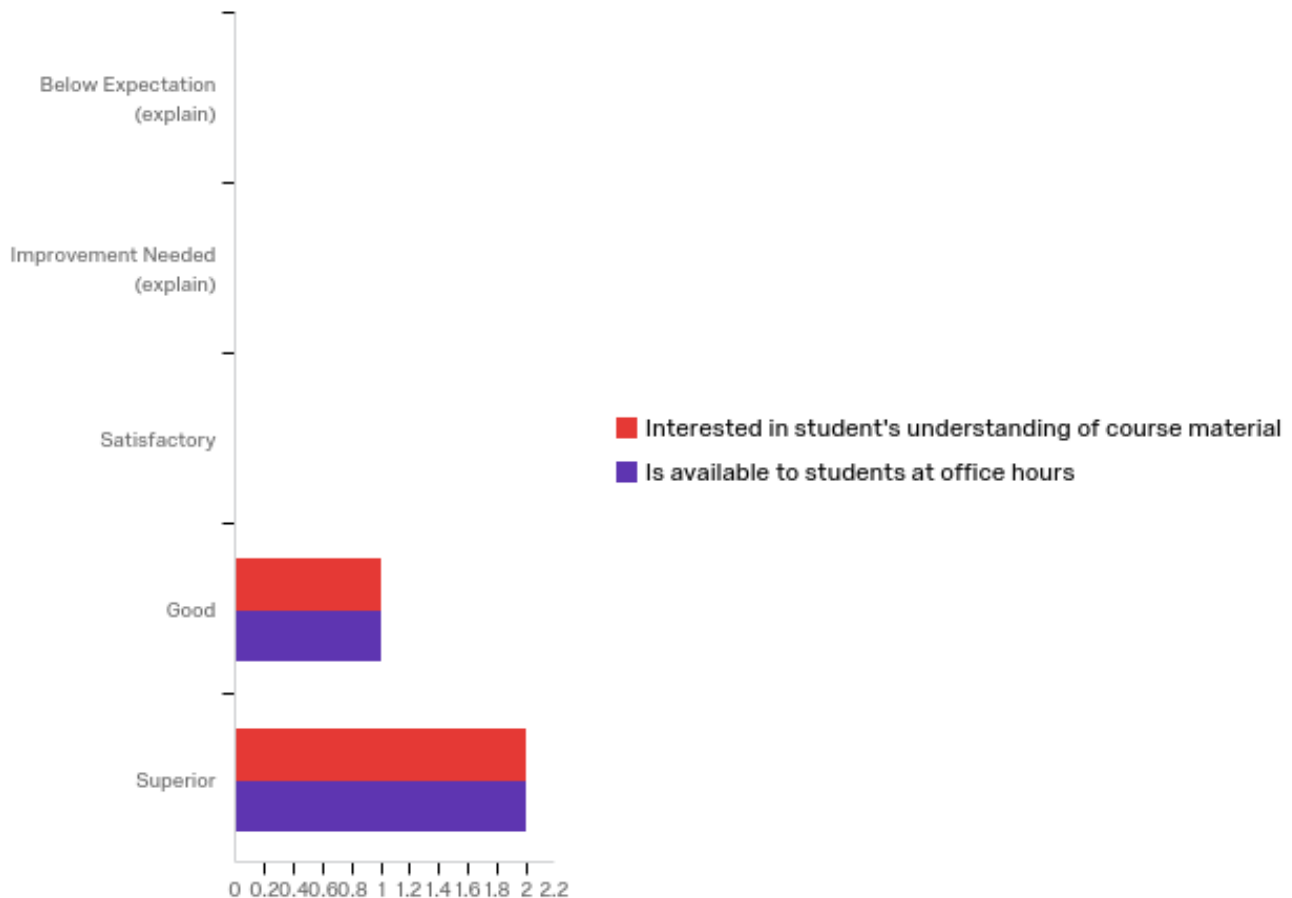
2 - Preparation & Presentation of Subject Matter



#	Field	Minimum	Maximum	Mean	Std Deviation	Variance	Count
1	Presents course material effectively	4.00	5.00	4.67	0.47	0.22	3
2	Explains clearly	4.00	5.00	4.67	0.47	0.22	3
3	Assignments and readings promote learning	5.00	5.00	5.00	0.00	0.00	3
4	Exams and assignments are representative of course material	5.00	5.00	5.00	0.00	0.00	3

#	Question	Below Expectations (explain)	Improvement Needed (explain)	Satisfactory	Good	Superior	Total
1	Presents course material effectively	0.00% 0	0.00% 0	0.00% 0	33.33% 1	66.67% 2	3
2	Explains clearly	0.00% 0	0.00% 0	0.00% 0	33.33% 1	66.67% 2	3
3	Assignments and readings promote learning	0.00% 0	0.00% 0	0.00% 0	0.00% 0	100.00% 3	3
4	Exams and assignments are representative of course material	0.00% 0	0.00% 0	0.00% 0	0.00% 0	100.00% 3	3

3 - Relationship with Students

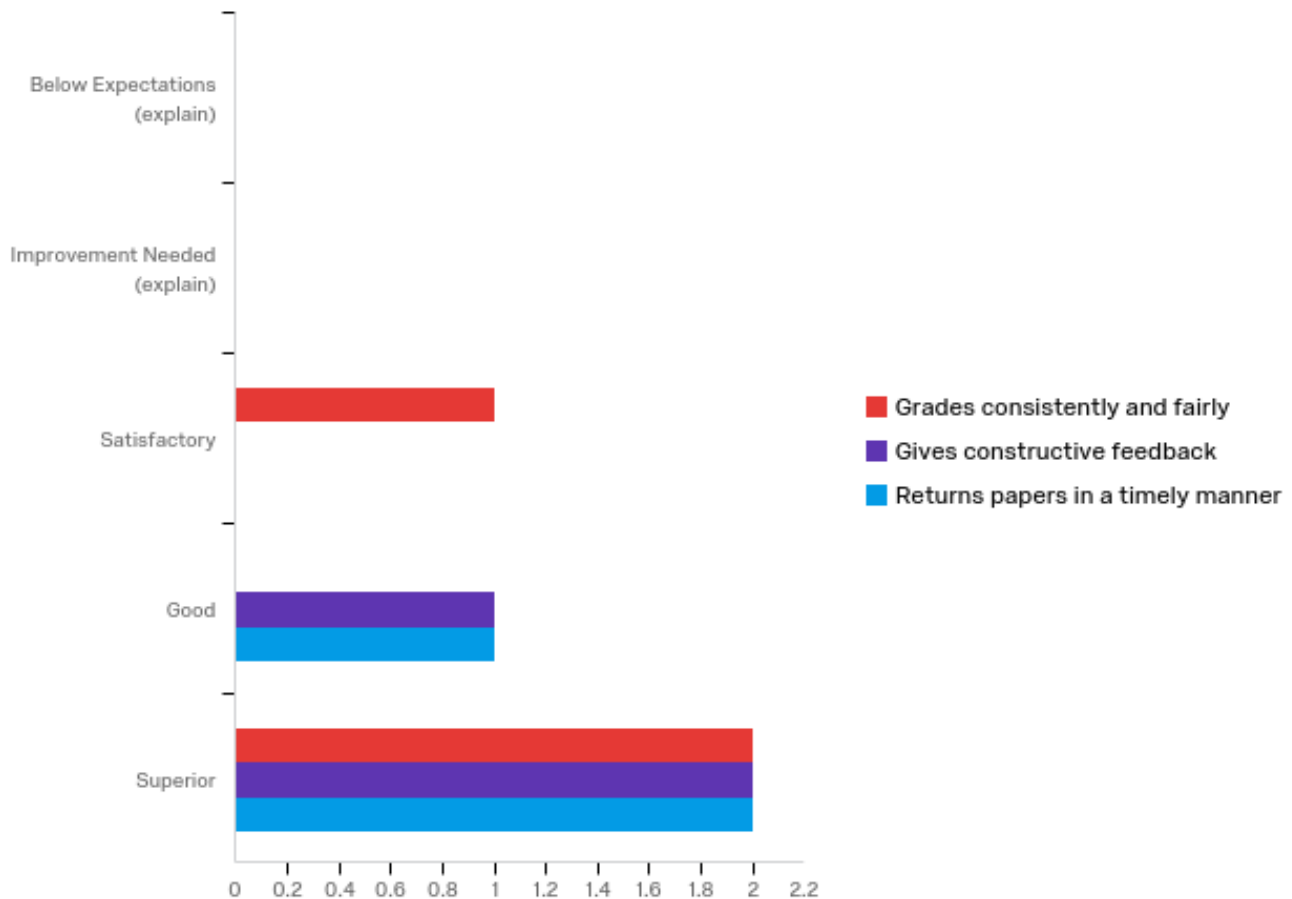


#	Field	Minimum	Maximum	Mean	Std Deviation	Variance	Count
1	Interested in student's understanding of course material	4.00	5.00	4.67	0.47	0.22	3

2	Is available to students at office hours	4.00	5.00	4.67	0.47	0.22	3
---	--	------	------	------	------	------	---

#	Question	Below Expectation (explain)		Improvement Needed (explain)		Satisfactory		Good		Superior		Total
1	Interested in student's understanding of course material	0.00%	0	0.00%	0	0.00%	0	33.33%	1	66.67%	2	3
2	Is available to students at office hours	0.00%	0	0.00%	0	0.00%	0	33.33%	1	66.67%	2	3

4 - Grading of Papers and Projects



#	Field	Minimum	Maximum	Mean	Std Deviation	Variance	Count
1	Grades consistently and fairly	3.00	5.00	4.33	0.94	0.89	3

2	Gives constructive feedback	4.00	5.00	4.67	0.47	0.22	3
3	Returns papers in a timely manner	4.00	5.00	4.67	0.47	0.22	3

#	Question	Below Expectations (explain)		Improvement Needed (explain)		Satisfactory		Good		Superior		Total
1	Grades consistently and fairly	0.00%	0	0.00%	0	33.33%	1	0.00%	0	66.67%	2	3
2	Gives constructive feedback	0.00%	0	0.00%	0	0.00%	0	33.33%	1	66.67%	2	3
3	Returns papers in a timely manner	0.00%	0	0.00%	0	0.00%	0	33.33%	1	66.67%	2	3