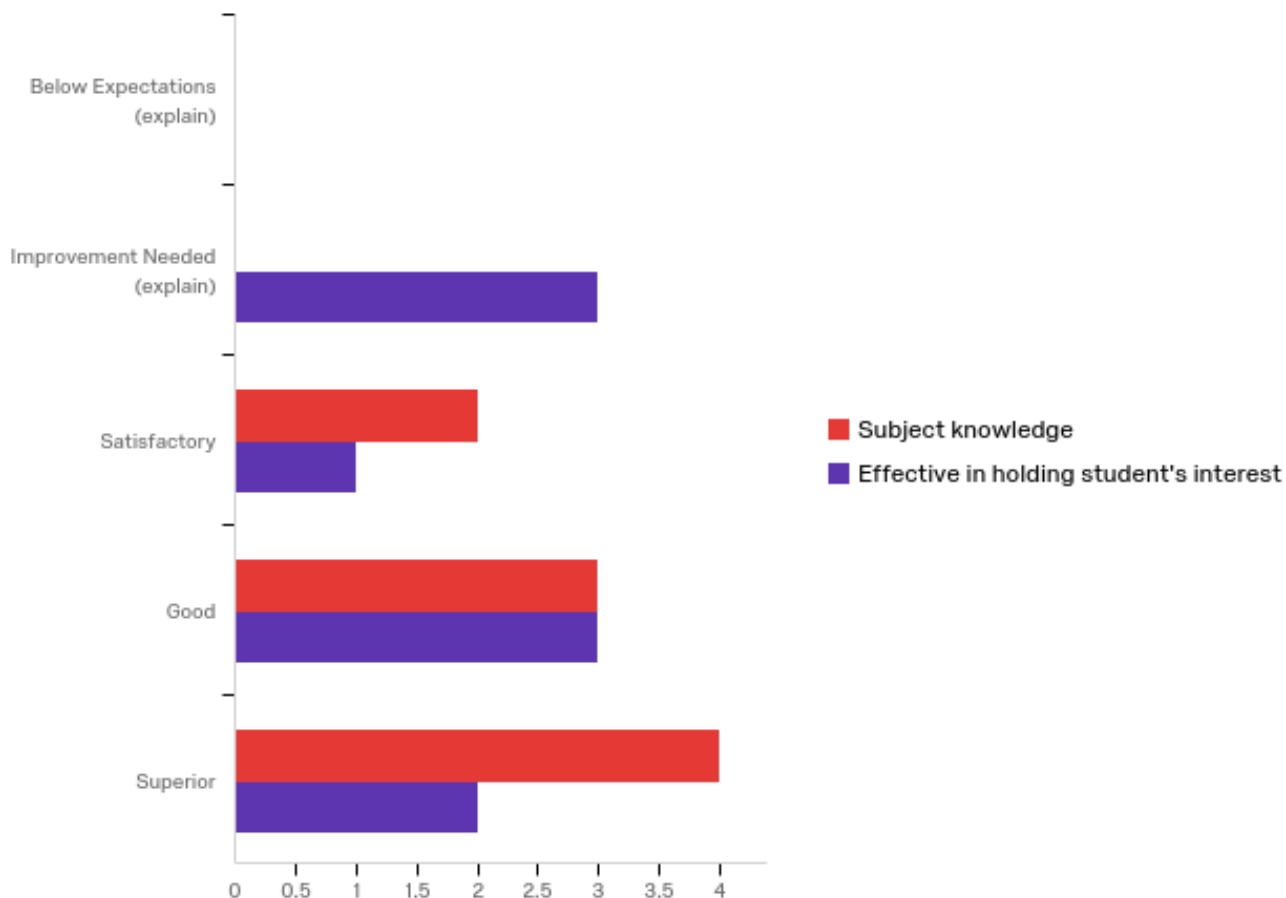


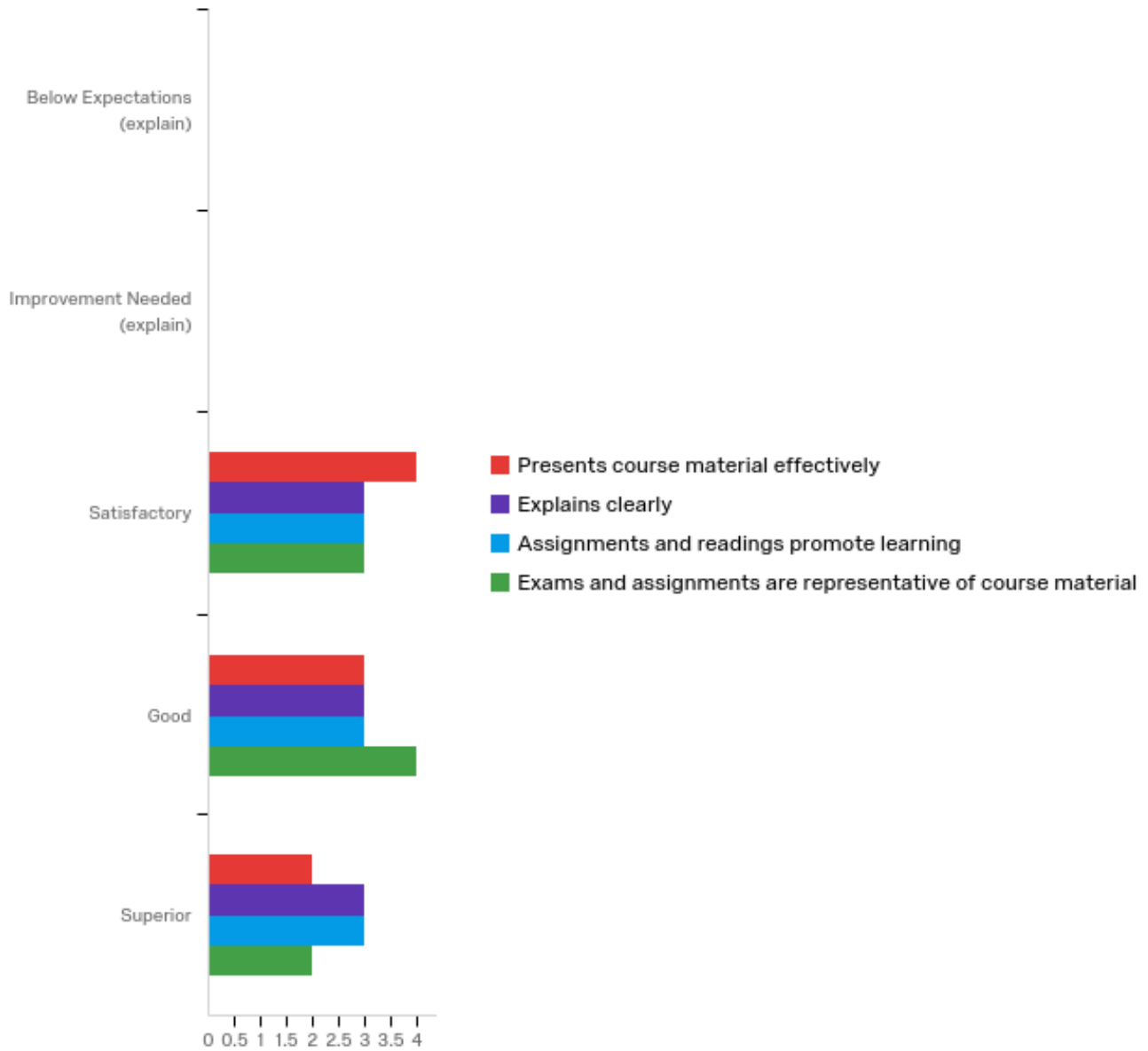
### 1 - Handling of Lecture



#	Field	Minimum	Maximum	Mean	Std Deviation	Variance	Count
1	Subject knowledge	3.00	5.00	4.22	0.79	0.62	9
2	Effective in holding student's interest	2.00	5.00	3.44	1.17	1.36	9

#	Question	Below Expectations (explain)	Improvement Needed (explain)	Satisfactory	Good	Superior	Total
1	Subject knowledge	0.00% 0	0.00% 0	22.22% 2	33.33% 3	44.44% 4	9
2	Effective in holding student's interest	0.00% 0	33.33% 3	11.11% 1	33.33% 3	22.22% 2	9

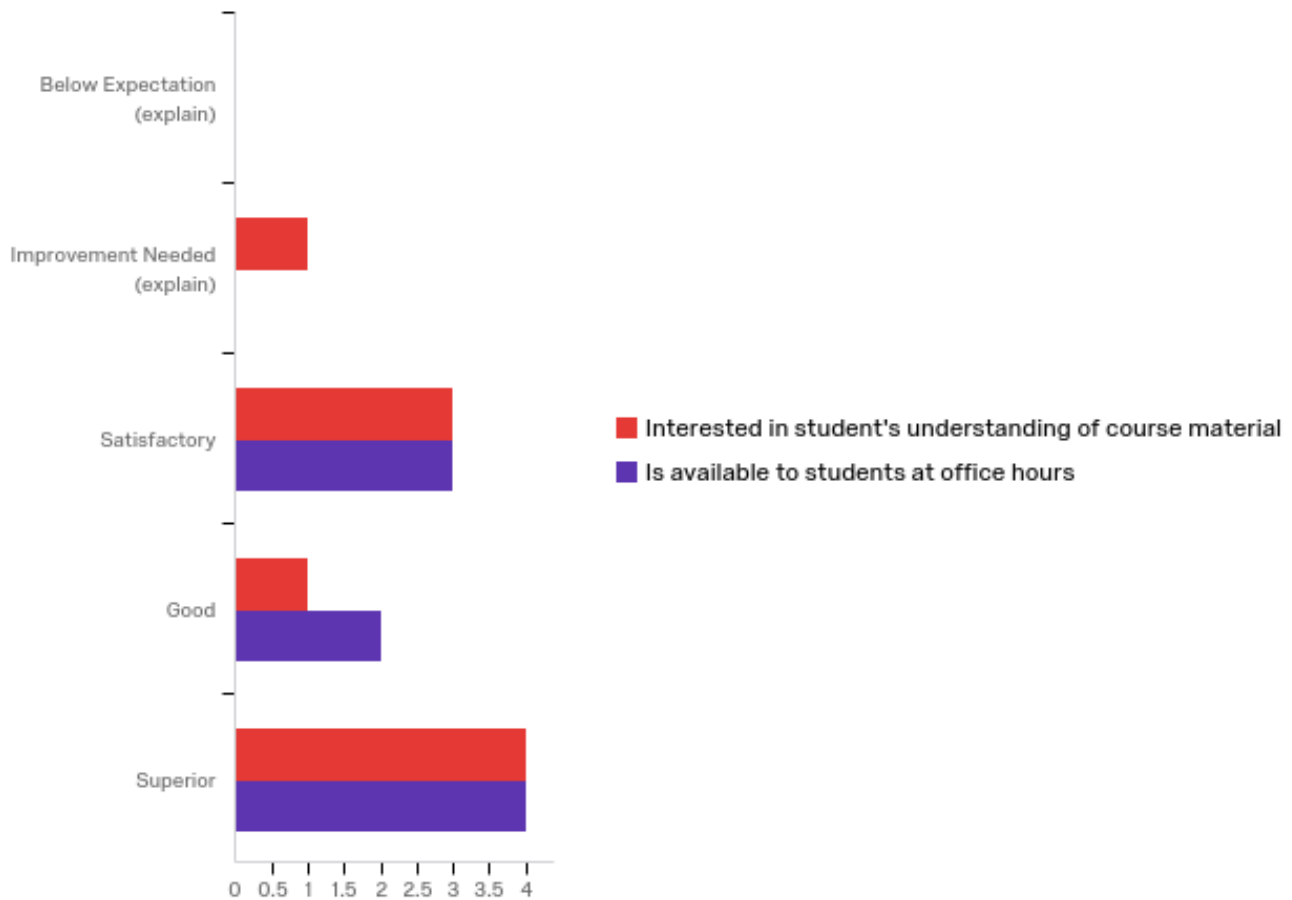
## 2 - Preparation & Presentation of Subject Matter



#	Field	Minimum	Maximum	Mean	Std Deviation	Variance	Count
1	Presents course material effectively	3.00	5.00	3.78	0.79	0.62	9
2	Explains clearly	3.00	5.00	4.00	0.82	0.67	9
3	Assignments and readings promote learning	3.00	5.00	4.00	0.82	0.67	9
4	Exams and assignments are representative of course material	3.00	5.00	3.89	0.74	0.54	9

#	Question	Below Expectations (explain)	Improvement Needed (explain)	Satisfactory	Good	Superior	Total
1	Presents course material effectively	0.00% 0	0.00% 0	44.44% 4	33.33% 3	22.22% 2	9
2	Explains clearly	0.00% 0	0.00% 0	33.33% 3	33.33% 3	33.33% 3	9
3	Assignments and readings promote learning	0.00% 0	0.00% 0	33.33% 3	33.33% 3	33.33% 3	9
4	Exams and assignments are representative of course material	0.00% 0	0.00% 0	33.33% 3	44.44% 4	22.22% 2	9

### 3 - Relationship with Students

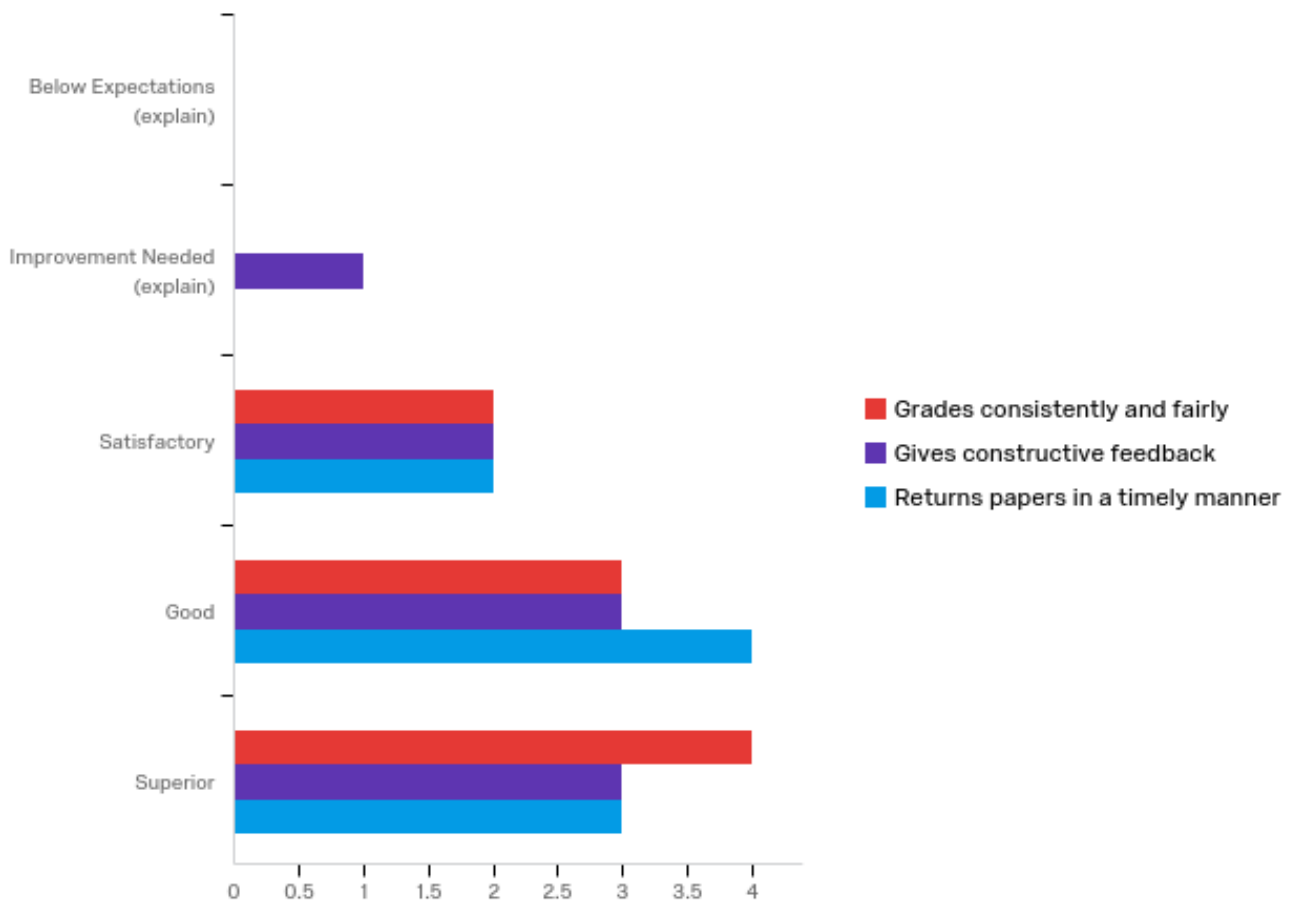


#	Field	Minimum	Maximum	Mean	Std Deviation	Variance	Count
1	Interested in student's understanding of course material	2.00	5.00	3.89	1.10	1.21	9

2	Is available to students at office hours	3.00	5.00	4.11	0.87	0.77	9
---	------------------------------------------	------	------	------	------	------	---

#	Question	Below Expectation (explain)		Improvement Needed (explain)		Satisfactory		Good		Superior		Total
1	Interested in student's understanding of course material	0.00%	0	11.11%	1	33.33%	3	11.11%	1	44.44%	4	9
2	Is available to students at office hours	0.00%	0	0.00%	0	33.33%	3	22.22%	2	44.44%	4	9

#### 4 - Grading of Papers and Projects



#	Field	Minimum	Maximum	Mean	Std Deviation	Variance	Count
1	Grades consistently and fairly	3.00	5.00	4.22	0.79	0.62	9