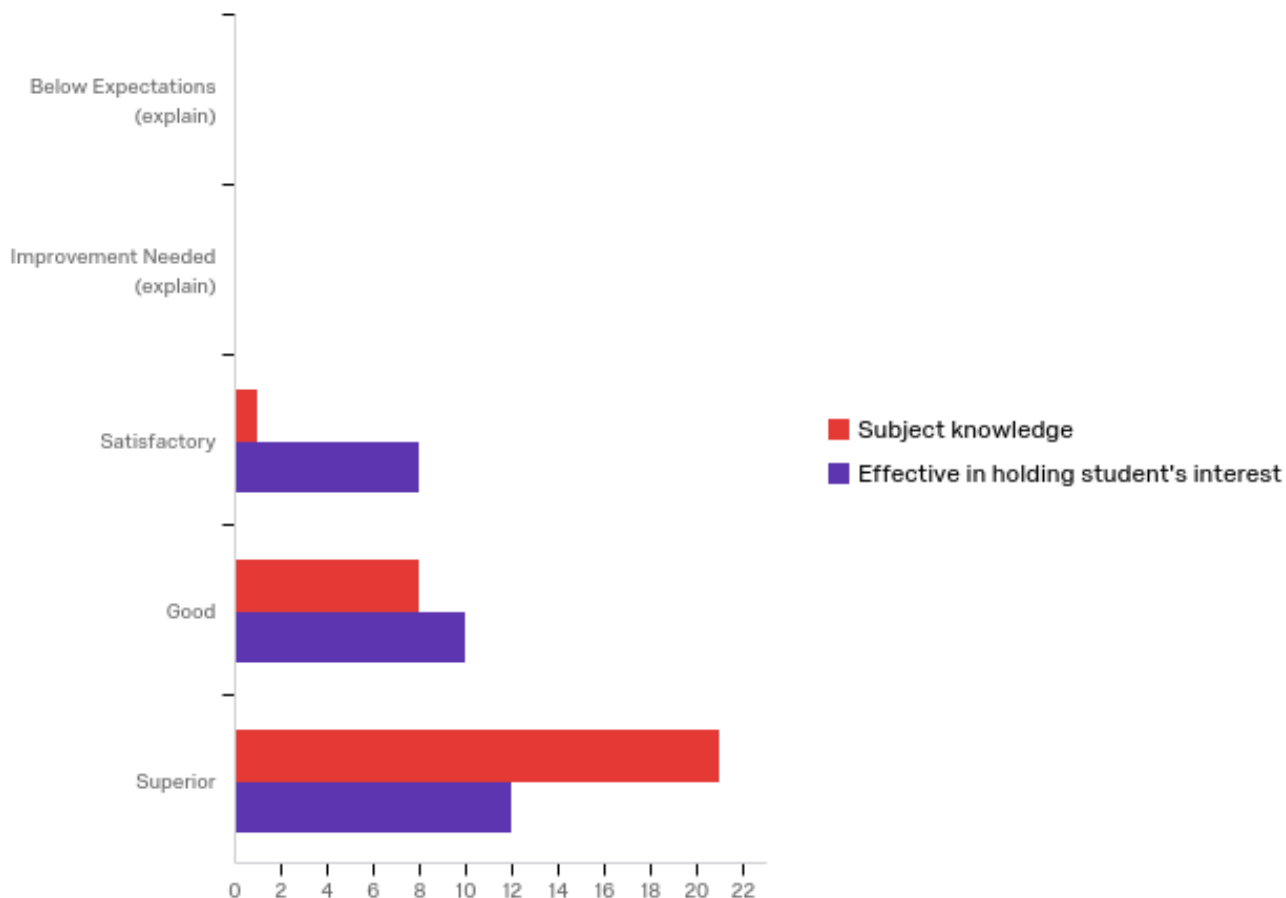
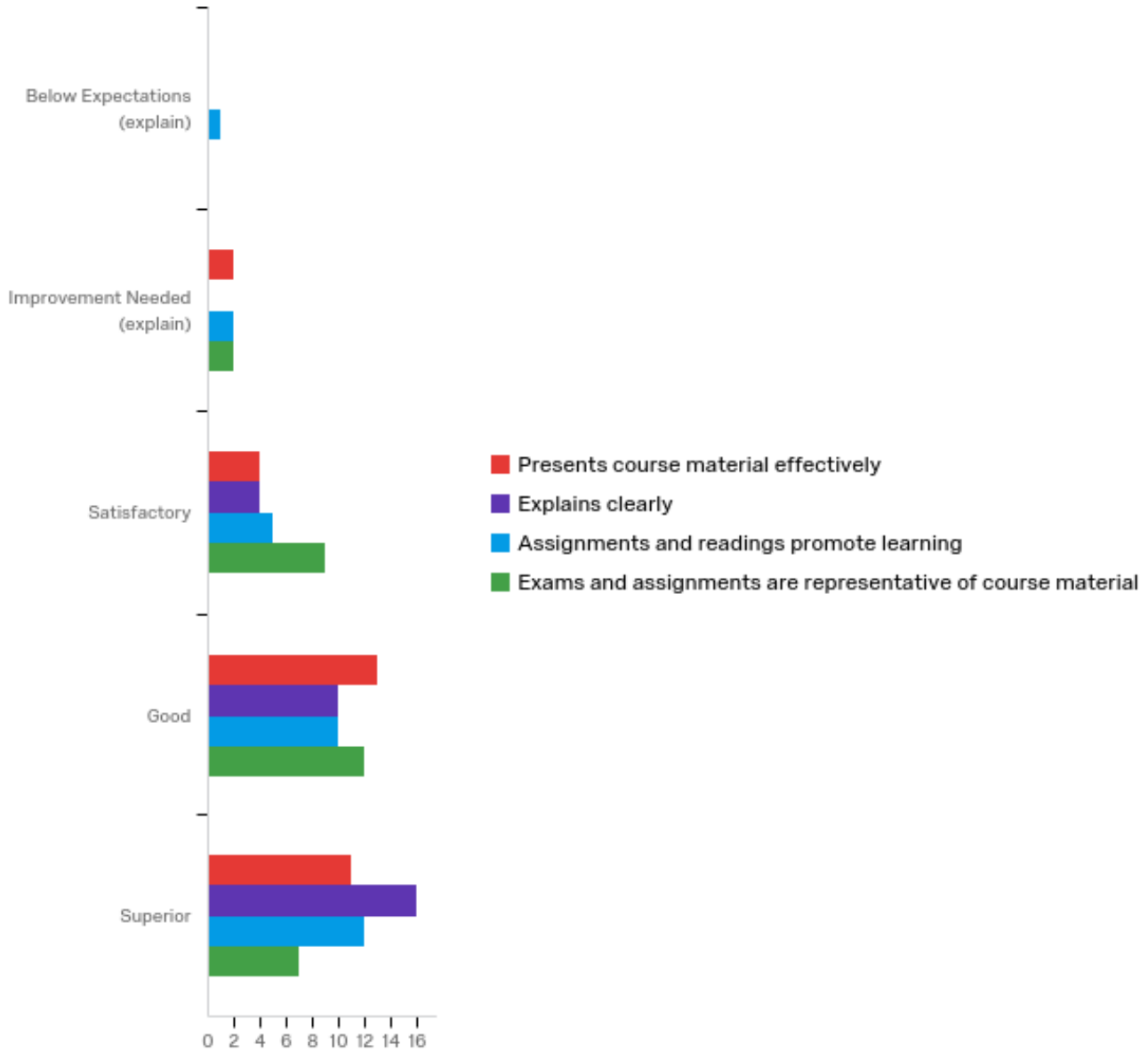


Handling of Lecture



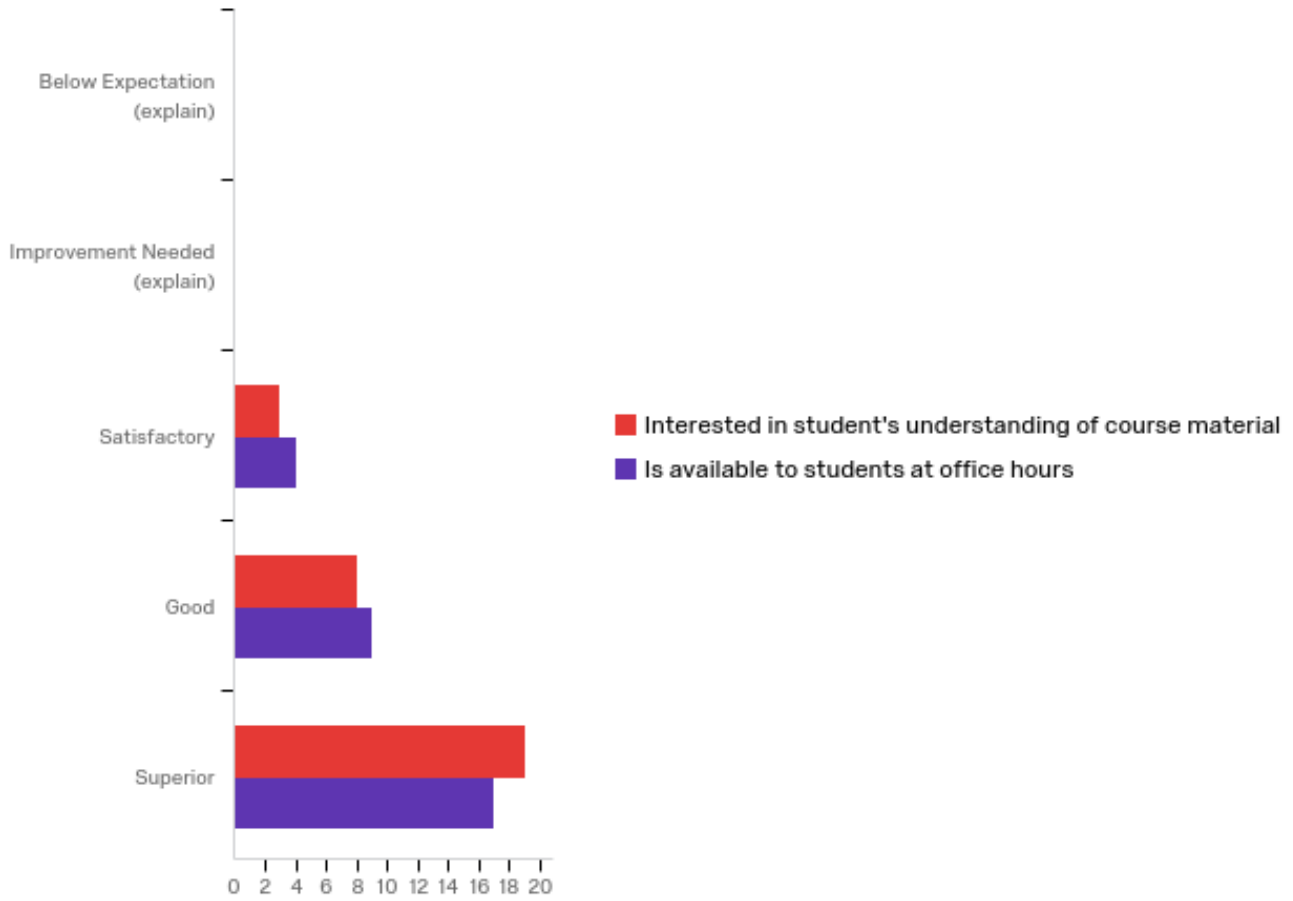
| # | Question | Below Expectations (explain) | Improvement Needed (explain) | Satisfactory | Good | Superior | Total |
|---|---|------------------------------|------------------------------|--------------|-----------|-----------|-------|
| 1 | Subject knowledge | 0.00% 0 | 0.00% 0 | 3.33% 1 | 26.67% 8 | 70.00% 21 | 30 |
| 2 | Effective in holding student's interest | 0.00% 0 | 0.00% 0 | 26.67% 8 | 33.33% 10 | 40.00% 12 | 30 |

Preparation & Presentation of Subject Matter



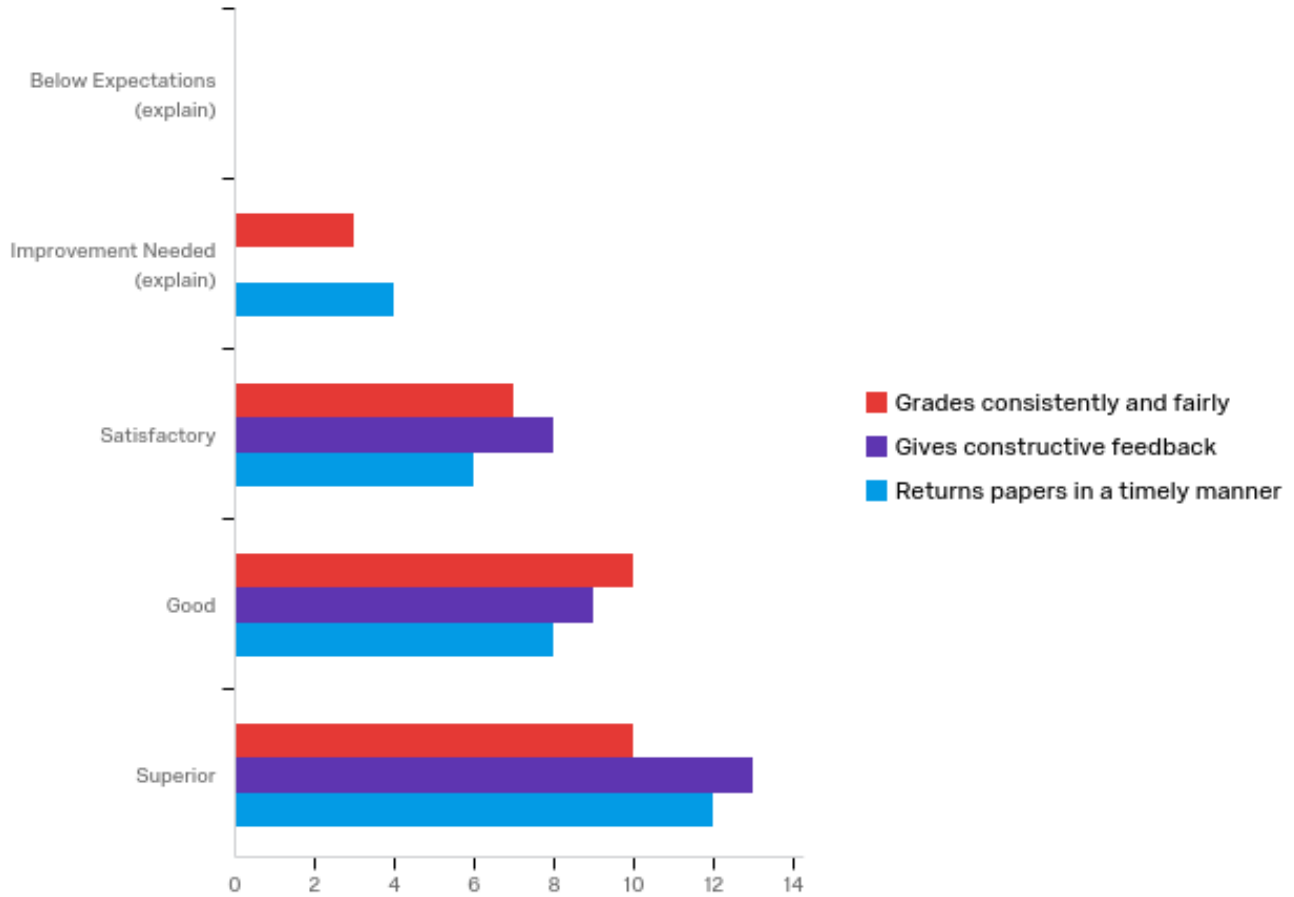
| # | Question | Below Expectations (explain) | Improvement Needed (explain) | Satisfactory | Good | Superior | Total |
|---|--|------------------------------|------------------------------|--------------|-----------|-----------|-------|
| 1 | Presents course material effectively | 0.00% 0 | 6.67% 2 | 13.33% 4 | 43.33% 13 | 36.67% 11 | 30 |
| 2 | Explains clearly | 0.00% 0 | 0.00% 0 | 13.33% 4 | 33.33% 10 | 53.33% 16 | 30 |
| 3 | Assignments and readings promote learning | 3.33% 1 | 6.67% 2 | 16.67% 5 | 33.33% 10 | 40.00% 12 | 30 |
| 4 | Exams and assignments are representative of course | 0.00% 0 | 6.67% 2 | 30.00% 9 | 40.00% 12 | 23.33% 7 | 30 |

Relationship with Students



| # | Question | Below Expectation (explain) | Improvement Needed (explain) | Satisfactory | Good | Superior | Total |
|---|--|-----------------------------|------------------------------|--------------|----------|-----------|-------|
| 1 | Interested in student's understanding of course material | 0.00% 0 | 0.00% 0 | 10.00% 3 | 26.67% 8 | 63.33% 19 | 30 |
| 2 | Is available to students at office hours | 0.00% 0 | 0.00% 0 | 13.33% 4 | 30.00% 9 | 56.67% 17 | 30 |

Grading of Papers and Projects



| # | Question | Below Expectations (explain) | | Improvement Needed (explain) | | Satisfactory | | Good | | Superior | | Total |
|---|-----------------------------------|------------------------------|---|------------------------------|---|--------------|---|--------|----|----------|----|-------|
| 1 | Grades consistently and fairly | 0.00% | 0 | 10.00% | 3 | 23.33% | 7 | 33.33% | 10 | 33.33% | 10 | 30 |
| 2 | Gives constructive feedback | 0.00% | 0 | 0.00% | 0 | 26.67% | 8 | 30.00% | 9 | 43.33% | 13 | 30 |
| 3 | Returns papers in a timely manner | 0.00% | 0 | 13.33% | 4 | 20.00% | 6 | 26.67% | 8 | 40.00% | 12 | 30 |