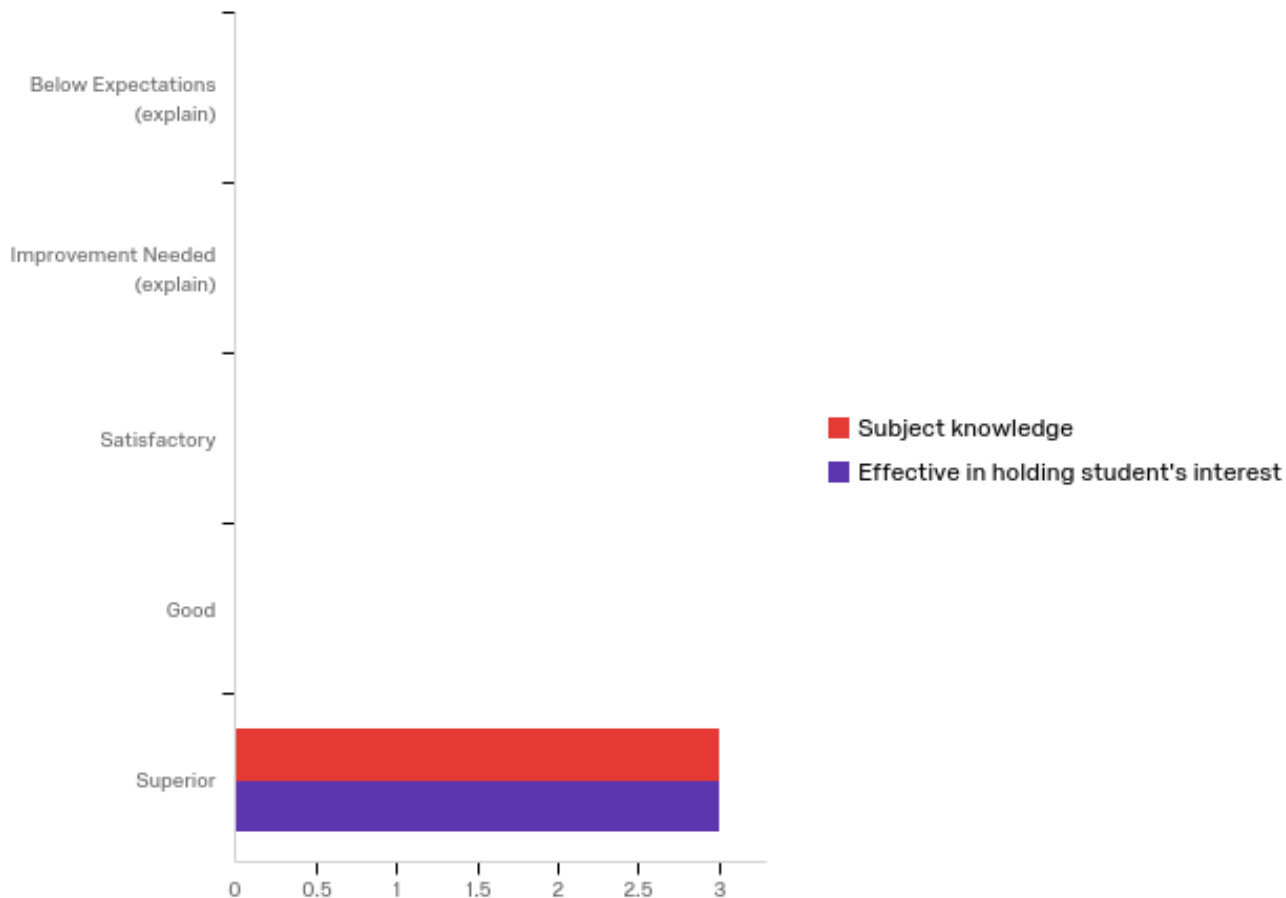


### 1 - Handling of Lecture

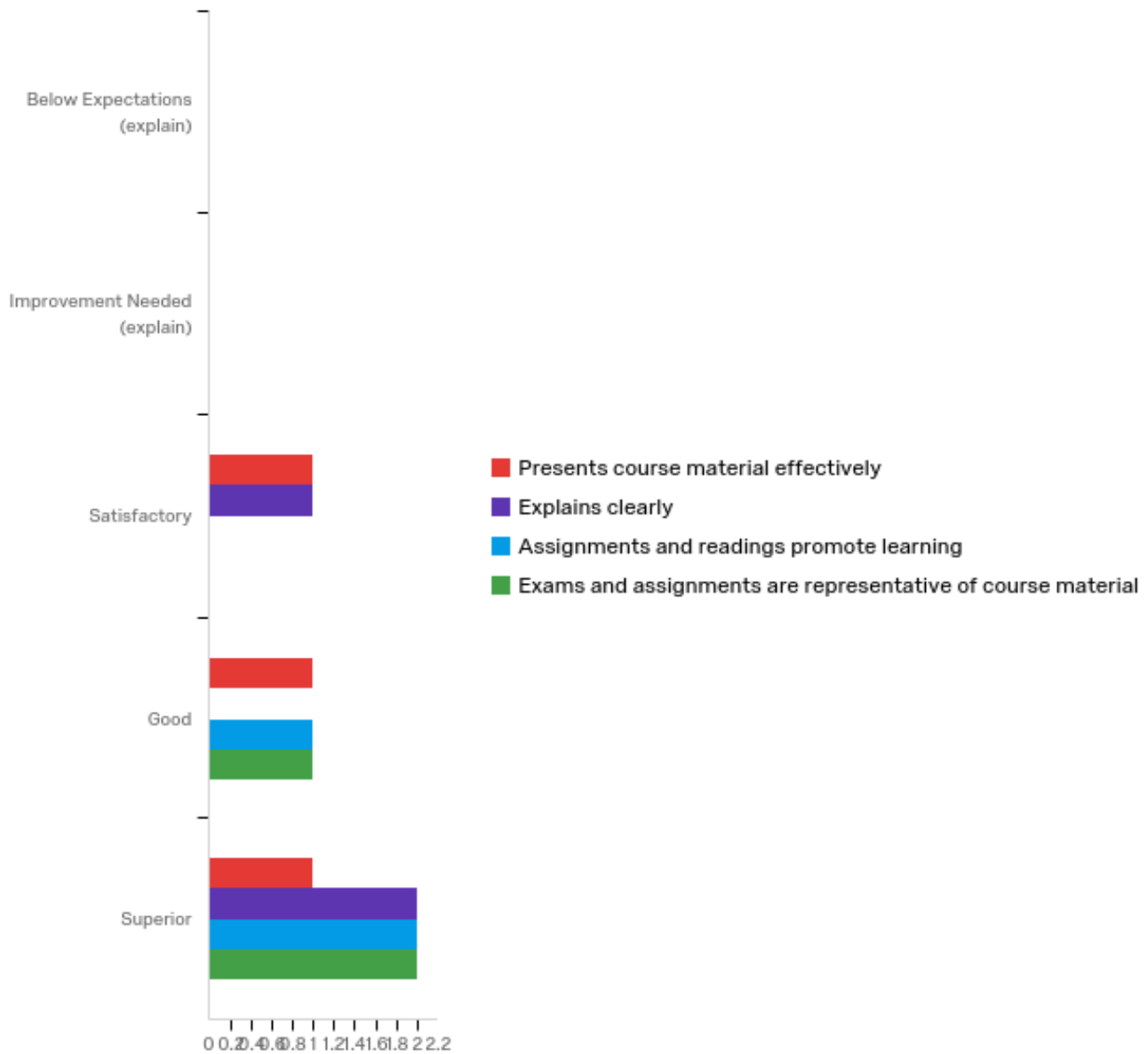


#	Field	Minimum	Maximum	Mean	Std Deviation	Variance	Count
1	Subject knowledge	5.00	5.00	5.00	0.00	0.00	3
2	Effective in holding student's interest	5.00	5.00	5.00	0.00	0.00	3

#	Question	Below Expectations (explain)	Improvement Needed (explain)	Satisfactory	Good	Superior	Total
1	Subject knowledge	0.00% 0	0.00% 0	0.00% 0	0.00% 0	100.00% 3	3

2	Effective in holding student's interest	0.00%	0	0.00%	0	0.00%	0	0.00%	0	100.00%	3	3
---	-----------------------------------------	-------	---	-------	---	-------	---	-------	---	---------	---	---

## 2 - Preparation & Presentation of Subject Matter

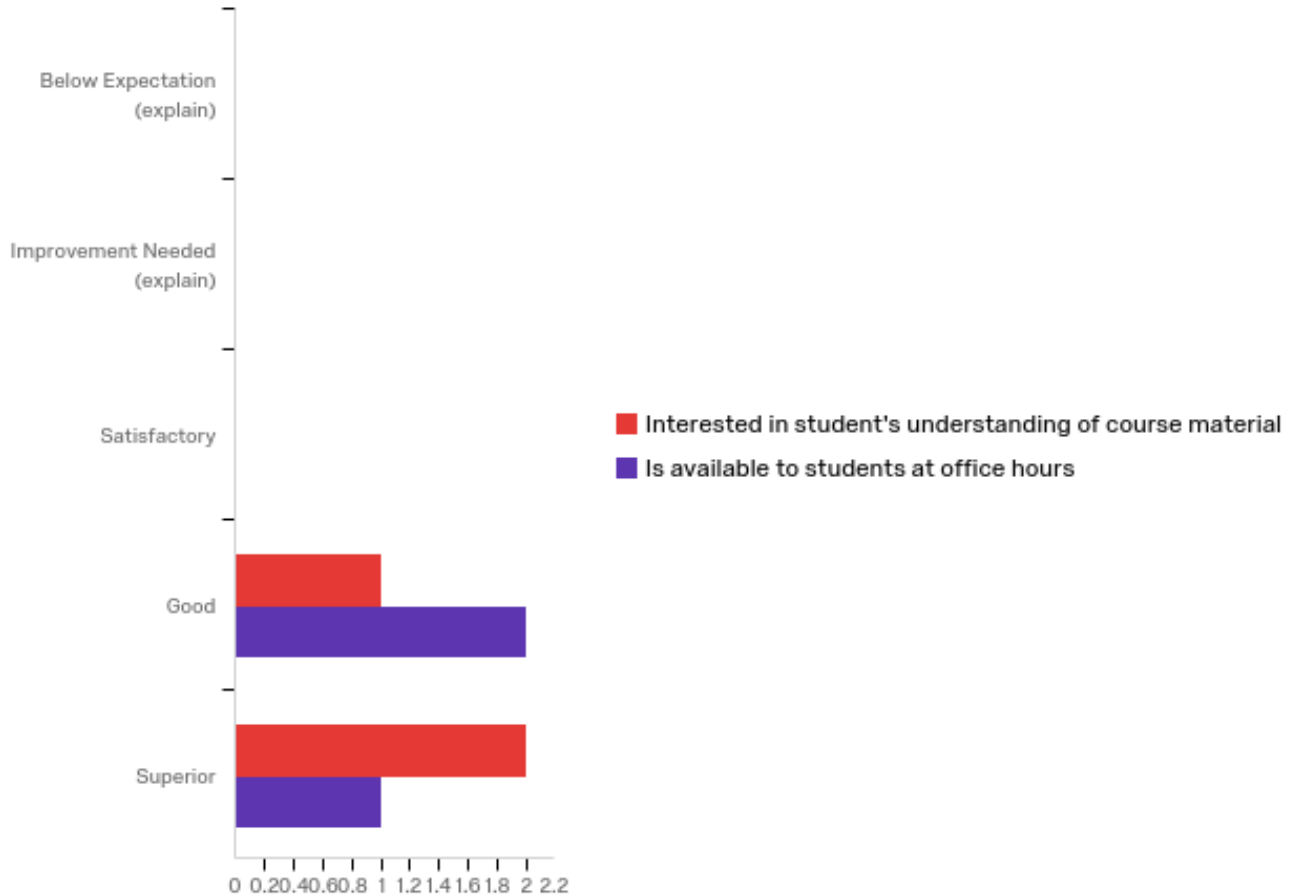


#	Field	Minimum	Maximum	Mean	Std Deviation	Variance	Count
1	Presents course material effectively	3.00	5.00	4.00	0.82	0.67	3
2	Explains clearly	3.00	5.00	4.33	0.94	0.89	3
3	Assignments and readings promote learning	4.00	5.00	4.67	0.47	0.22	3

4	Exams and assignments are representative of course material	4.00	5.00	4.67	0.47	0.22	3
---	-------------------------------------------------------------	------	------	------	------	------	---

#	Question	Below Expectations (explain)	Improvement Needed (explain)	Satisfactory	Good	Superior	Total
1	Presents course material effectively	0.00% 0	0.00% 0	33.33% 1	33.33% 1	33.33% 1	3
2	Explains clearly	0.00% 0	0.00% 0	33.33% 1	0.00% 0	66.67% 2	3
3	Assignments and readings promote learning	0.00% 0	0.00% 0	0.00% 0	33.33% 1	66.67% 2	3
4	Exams and assignments are representative of course material	0.00% 0	0.00% 0	0.00% 0	33.33% 1	66.67% 2	3

### 3 - Relationship with Students



#	Field	Minimum	Maximum	Mean	Std Deviation	Variance	Count
1	Interested in student's understanding of course material	4.00	5.00	4.67	0.47	0.22	3
2	Is available to students at office hours	4.00	5.00	4.33	0.47	0.22	3

#	Question	Below Expectation (explain)	Improvement Needed (explain)	Satisfactory	Good	Superior	Total
1	Interested in student's understanding of course material	0.00% 0	0.00% 0	0.00% 0	33.33% 1	66.67% 2	3
2	Is available to students at office hours	0.00% 0	0.00% 0	0.00% 0	66.67% 2	33.33% 1	3

#### 4 - Grading of Papers and Projects

