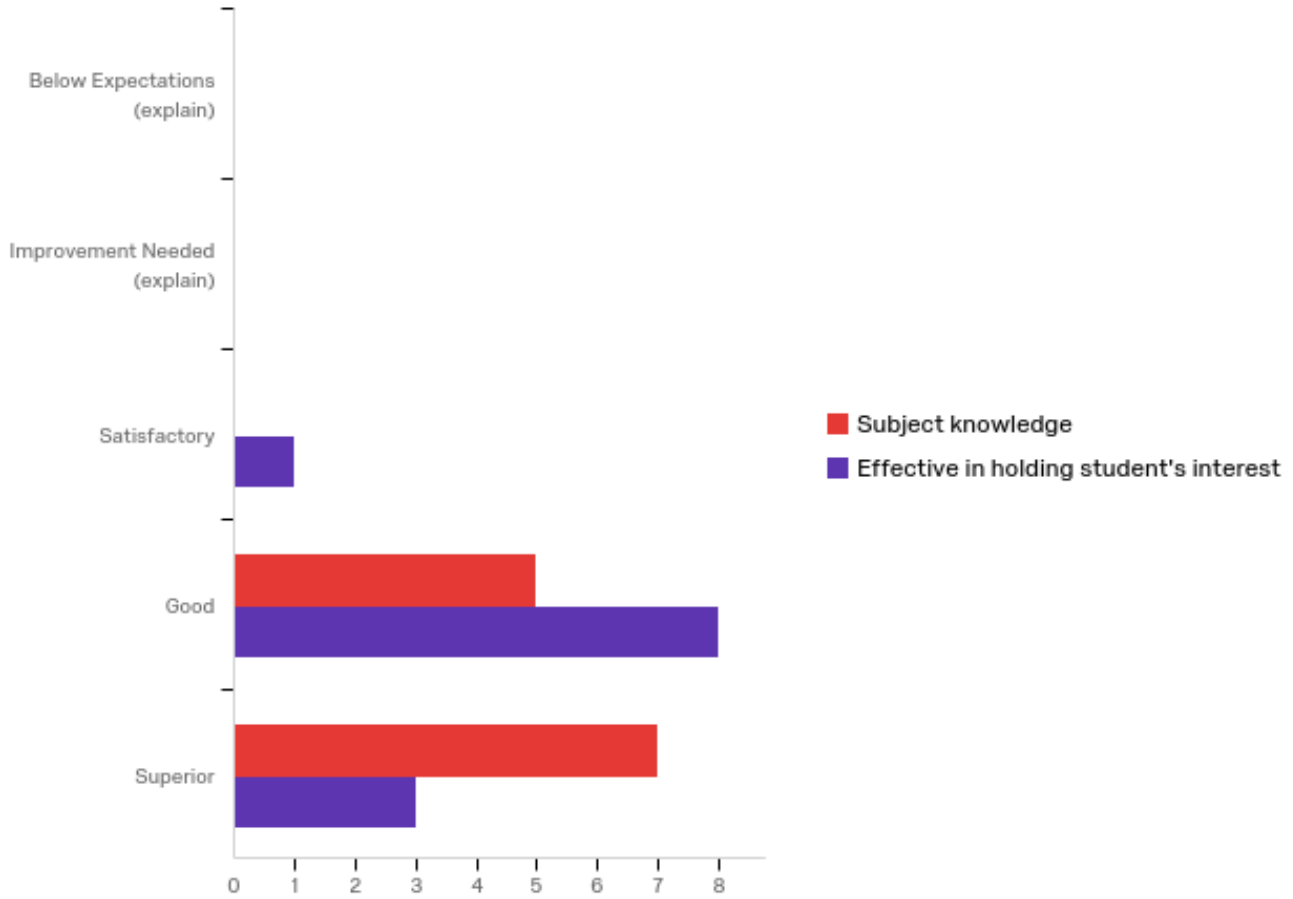


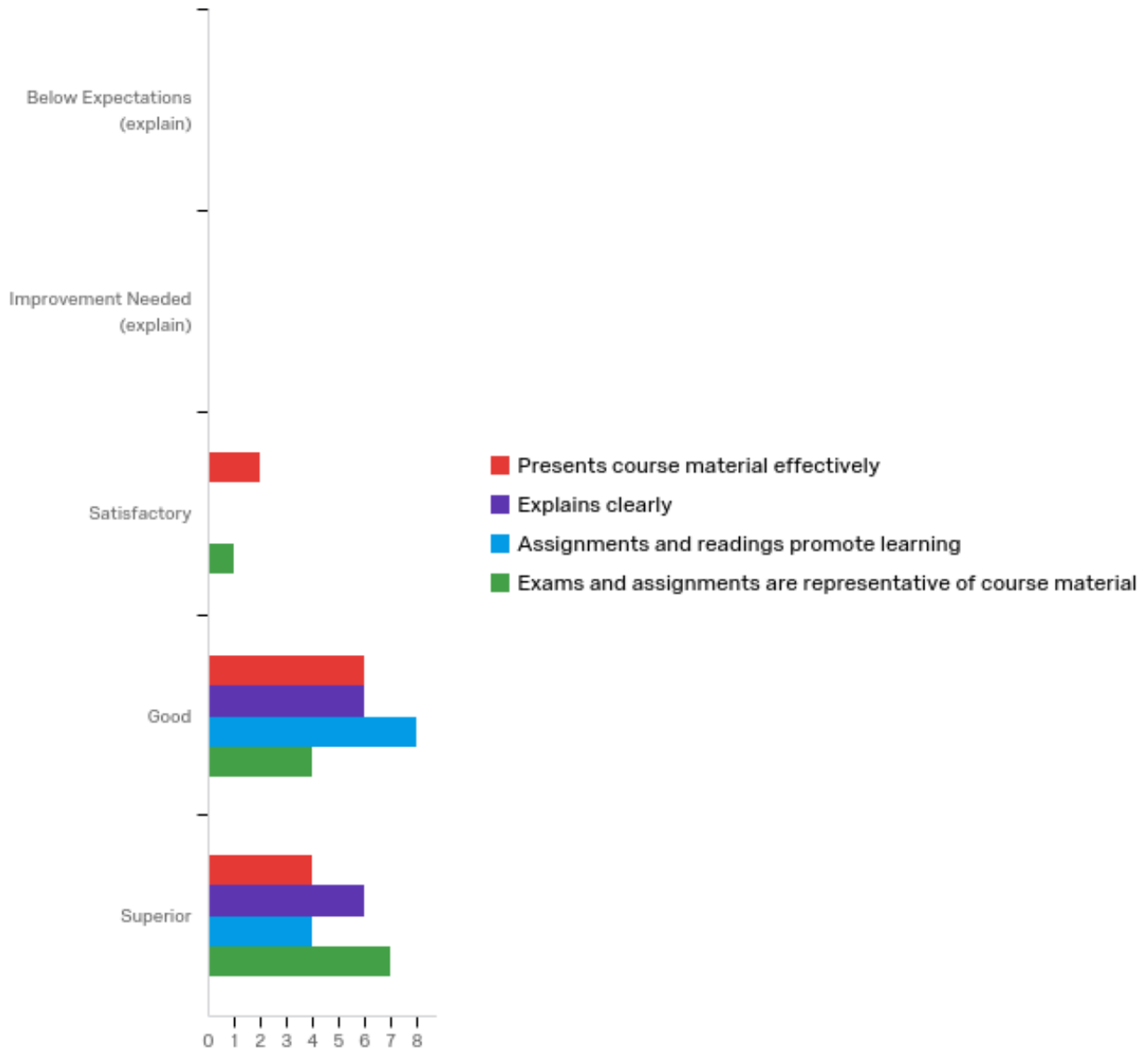
1 - Handling of Lecture



#	Field	Minimum	Maximum	Mean	Std Deviation	Variance	Count
1	Subject knowledge	4.00	5.00	4.58	0.49	0.24	12
2	Effective in holding student's interest	3.00	5.00	4.17	0.55	0.31	12

#	Question	Below Expectations (explain)	Improvement Needed (explain)	Satisfactory	Good	Superior	Total
1	Subject knowledge	0.00% 0	0.00% 0	0.00% 0	41.67% 5	58.33% 7	12
2	Effective in holding student's interest	0.00% 0	0.00% 0	8.33% 1	66.67% 8	25.00% 3	12

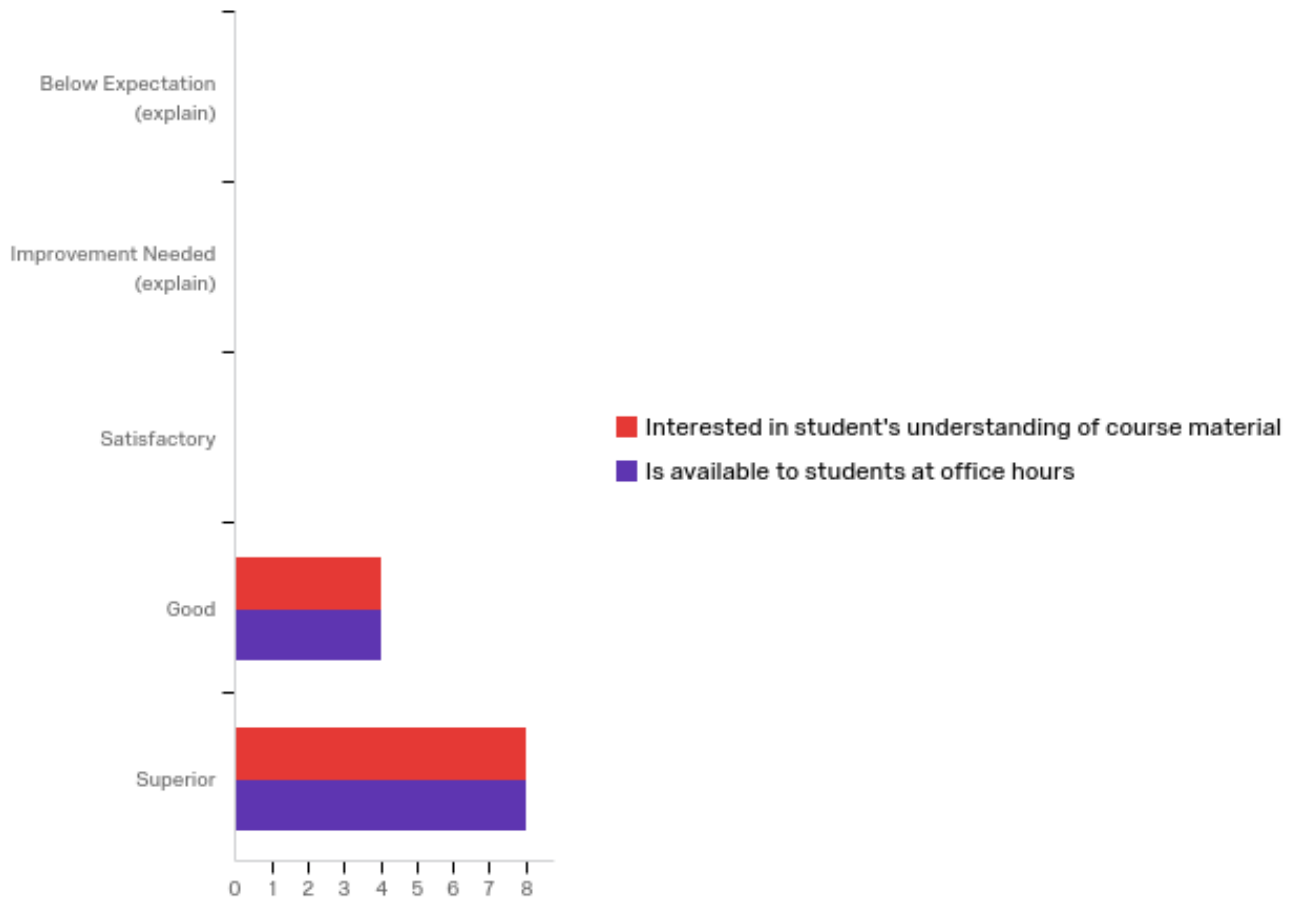
2 - Preparation & Presentation of Subject Matter



#	Field	Minimum	Maximum	Mean	Std Deviation	Variance	Count
1	Presents course material effectively	3.00	5.00	4.17	0.69	0.47	12
2	Explains clearly	4.00	5.00	4.50	0.50	0.25	12
3	Assignments and readings promote learning	4.00	5.00	4.33	0.47	0.22	12
4	Exams and assignments are representative of course material	3.00	5.00	4.50	0.65	0.42	12

#	Question	Below Expectations (explain)	Improvement Needed (explain)	Satisfactory	Good	Superior	Total
1	Presents course material effectively	0.00% 0	0.00% 0	16.67% 2	50.00% 6	33.33% 4	12
2	Explains clearly	0.00% 0	0.00% 0	0.00% 0	50.00% 6	50.00% 6	12
3	Assignments and readings promote learning	0.00% 0	0.00% 0	0.00% 0	66.67% 8	33.33% 4	12
4	Exams and assignments are representative of course material	0.00% 0	0.00% 0	8.33% 1	33.33% 4	58.33% 7	12

3 - Relationship with Students

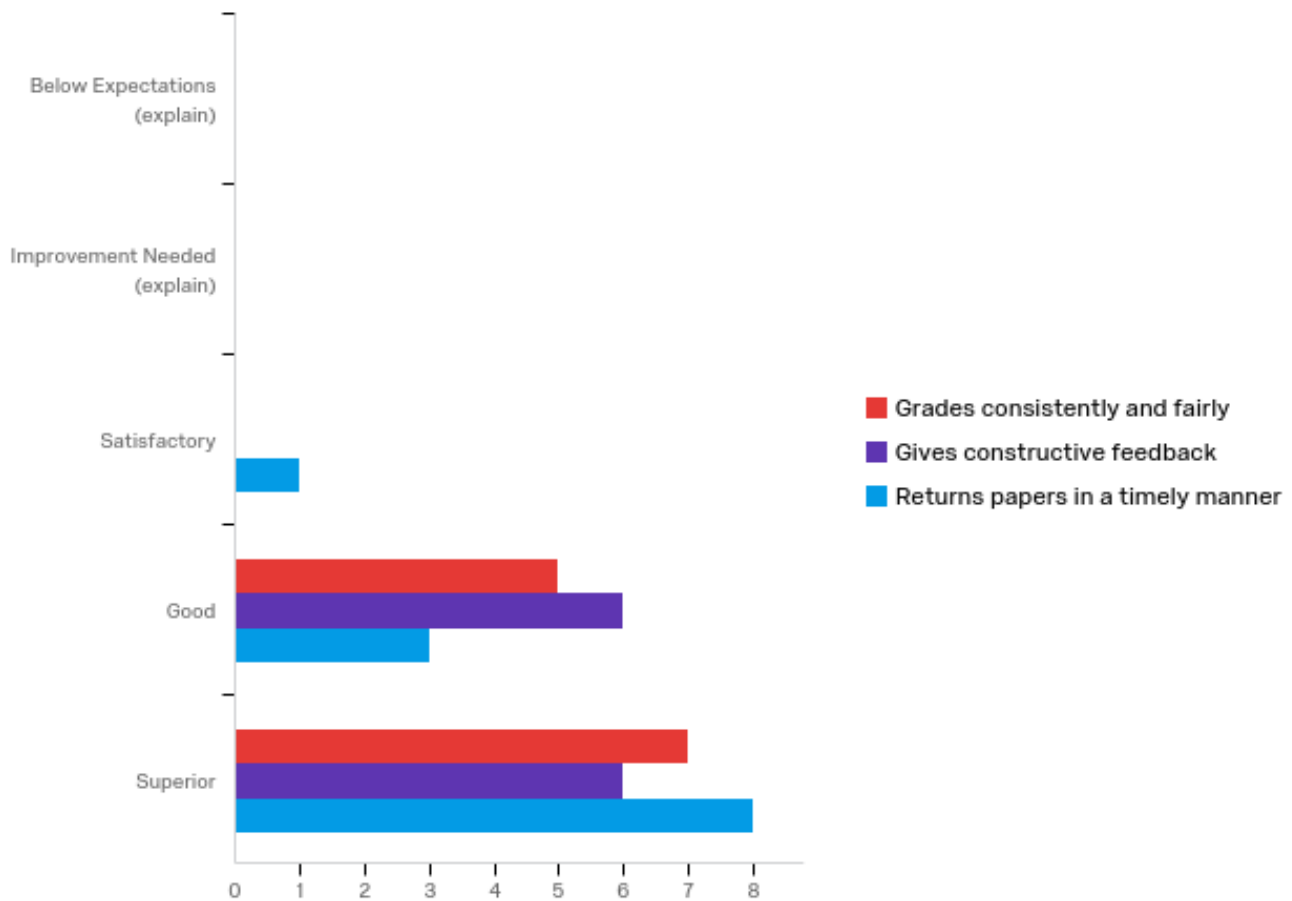


#	Field	Minimum	Maximum	Mean	Std Deviation	Variance	Count
1	Interested in student's understanding of course material	4.00	5.00	4.67	0.47	0.22	12

2	Is available to students at office hours	4.00	5.00	4.67	0.47	0.22	12
---	--	------	------	------	------	------	----

#	Question	Below Expectation (explain)		Improvement Needed (explain)		Satisfactory		Good		Superior		Total
1	Interested in student's understanding of course material	0.00%	0	0.00%	0	0.00%	0	33.33%	4	66.67%	8	12
2	Is available to students at office hours	0.00%	0	0.00%	0	0.00%	0	33.33%	4	66.67%	8	12

4 - Grading of Papers and Projects



#	Field	Minimum	Maximum	Mean	Std Deviation	Variance	Count
1	Grades consistently and fairly	4.00	5.00	4.58	0.49	0.24	12
2	Gives constructive feedback	4.00	5.00	4.50	0.50	0.25	12