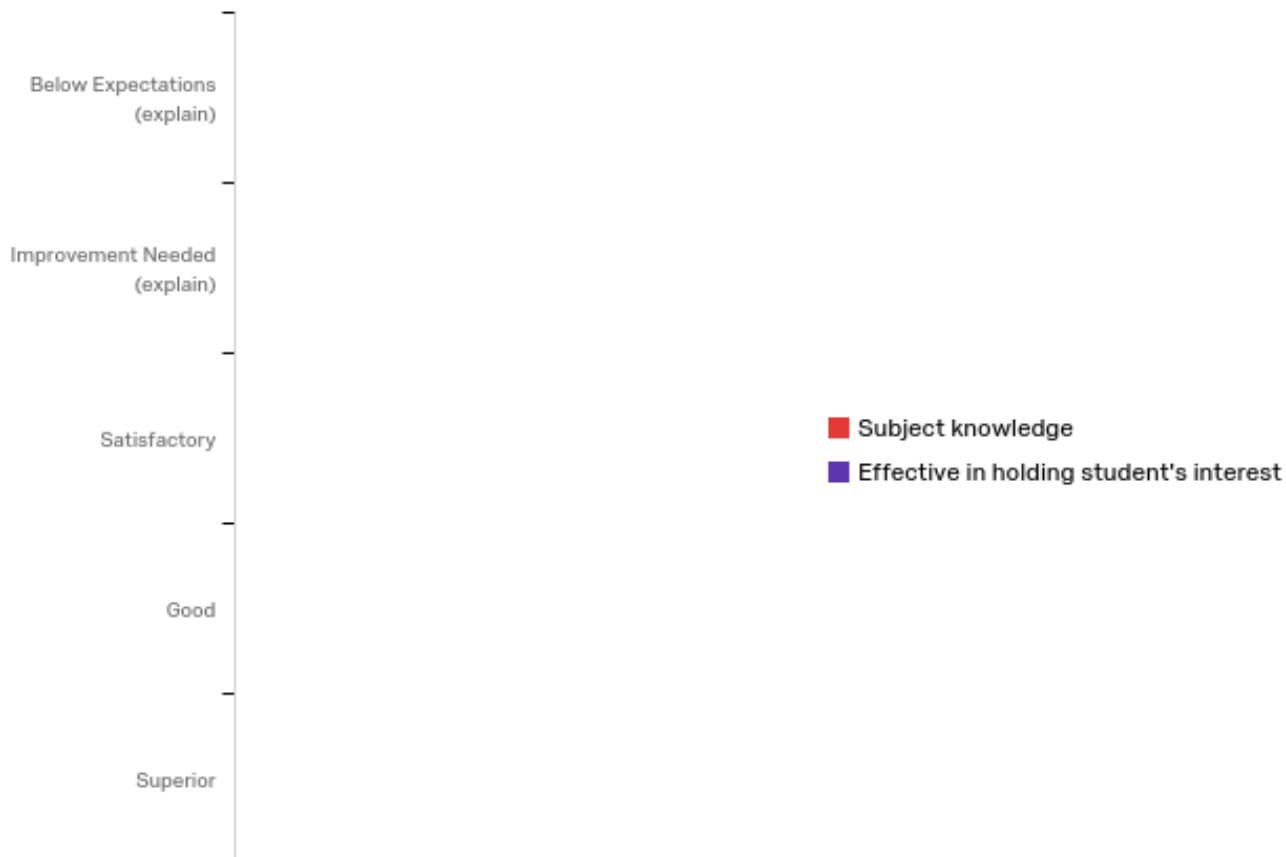


### 1 - Handling of Lecture

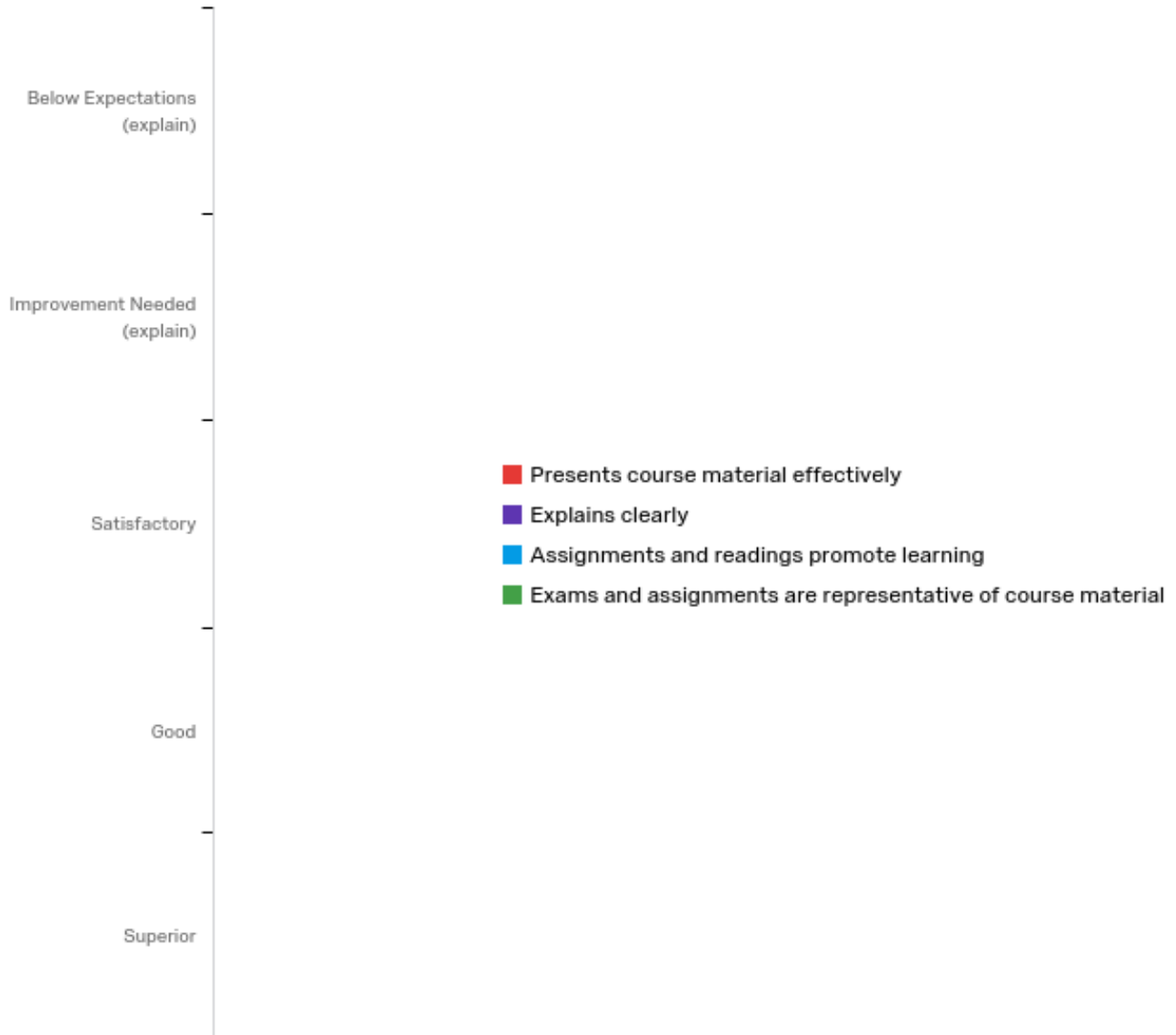


#	Field	Minimum	Maximum	Mean	Std Deviation	Variance	Count
1	Subject knowledge						
2	Effective in holding student's interest						

#	Question	Below Expectations (explain)	Improvement Needed (explain)	Satisfactory	Good	Superior	Total
1	Subject knowledge	0.00% 0	0.00% 0	0.00% 0	0.00% 0	0.00% 0	0

2	Effective in holding student's interest	0.00%	0	0.00%	0	0.00%	0	0.00%	0	0.00%	0	0
---	---	-------	---	-------	---	-------	---	-------	---	-------	---	---

## 2 - Preparation & Presentation of Subject Matter

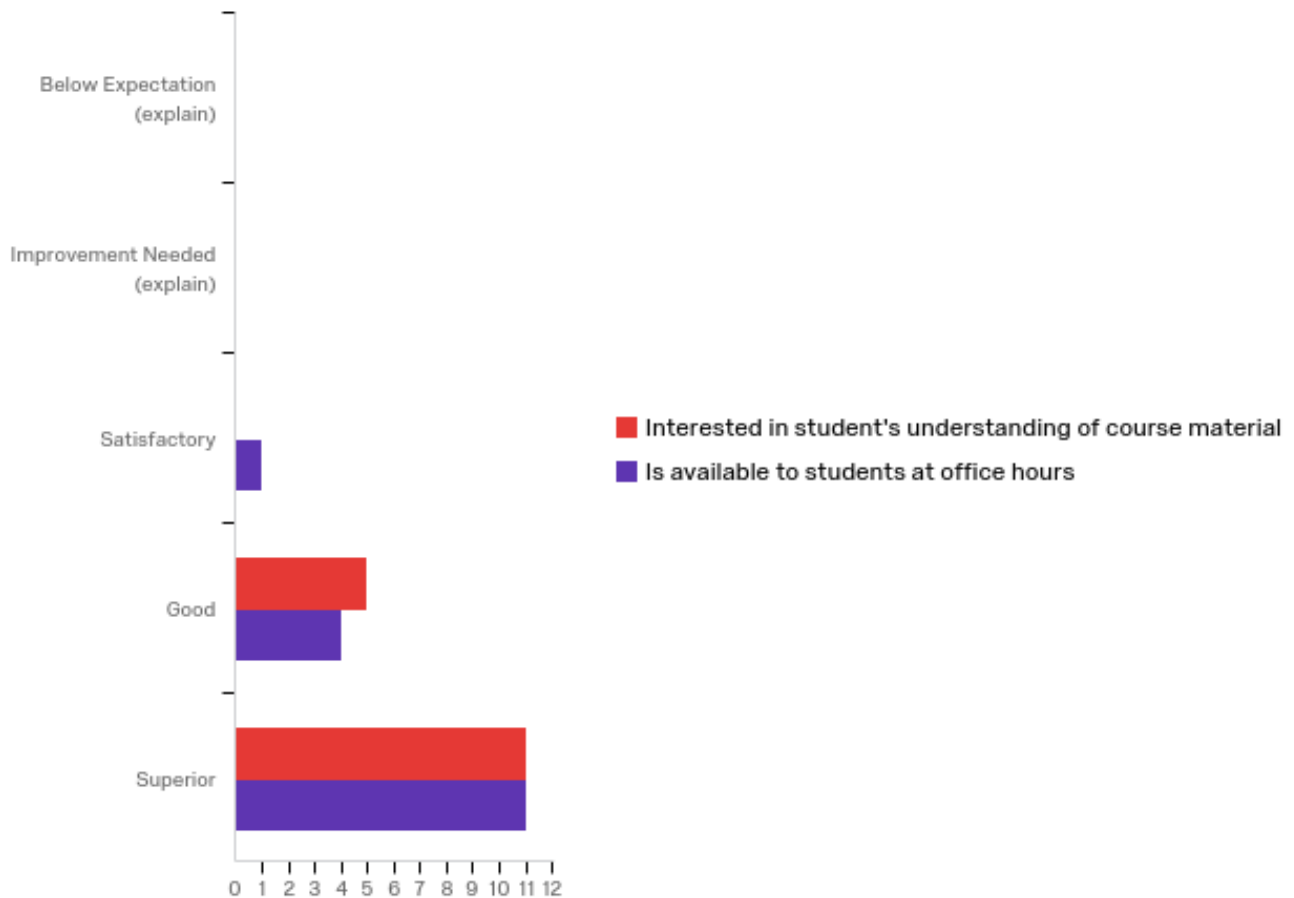


#	Field	Minimum	Maximum	Mean	Std Deviation	Variance	Count
1	Presents course material effectively						
2	Explains clearly						
3	Assignments and readings promote learning						

4	Exams and assignments are representative of course material										
---	---	--	--	--	--	--	--	--	--	--	--

#	Question	Below Expectations (explain)		Improvement Needed (explain)		Satisfactory		Good		Superior		Total
1	Presents course material effectively	0.00%	0	0.00%	0	0.00%	0	43.75%	7	56.25%	9	16
2	Explains clearly	0.00%	0	0.00%	0	0.00%	0	31.25%	5	68.75%	11	16
3	Assignments and readings promote learning	0.00%	0	0.00%	0	0.00%	0	43.75%	7	56.25%	9	16
4	Exams and assignments are representative of course material	0.00%	0	0.00%	0	6.25%	1	31.25%	5	62.50%	10	16

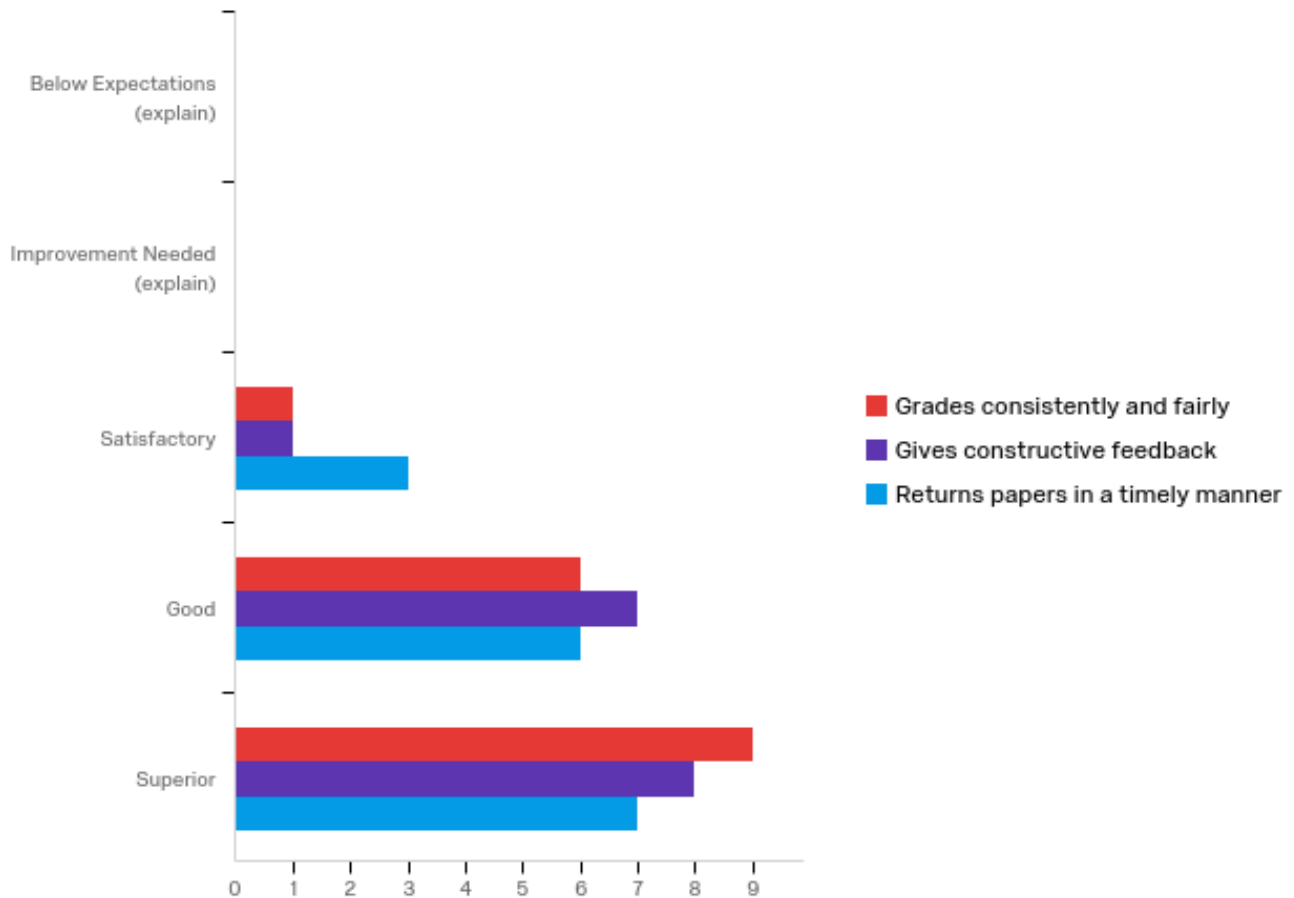
### 3 - Relationship with Students



#	Field	Minimum	Maximum	Mean	Std Deviation	Variance	Count
1	Interested in student's understanding of course material	4.00	5.00	4.69	0.46	0.21	16
2	Is available to students at office hours	3.00	5.00	4.63	0.60	0.36	16

#	Question	Below Expectation (explain)	Improvement Needed (explain)	Satisfactory	Good	Superior	Total
1	Interested in student's understanding of course material	0.00% 0	0.00% 0	0.00% 0	31.25% 5	68.75% 11	16
2	Is available to students at office hours	0.00% 0	0.00% 0	6.25% 1	25.00% 4	68.75% 11	16

#### 4 - Grading of Papers and Projects



#	Field	Minimum	Maximum	Mean	Std Deviation	Variance	Count
1	Grades consistently and fairly	3.00	5.00	4.50	0.61	0.38	16
2	Gives constructive feedback	3.00	5.00	4.44	0.61	0.37	16
3	Returns papers in a timely manner	3.00	5.00	4.25	0.75	0.56	16

#	Question	Below Expectations (explain)		Improvement Needed (explain)		Satisfactory		Good		Superior		Total
1	Grades consistently and fairly	0.00%	0	0.00%	0	6.25%	1	37.50%	6	56.25%	9	16
2	Gives constructive feedback	0.00%	0	0.00%	0	6.25%	1	43.75%	7	50.00%	8	16
3	Returns papers in a timely manner	0.00%	0	0.00%	0	18.75%	3	37.50%	6	43.75%	7	16