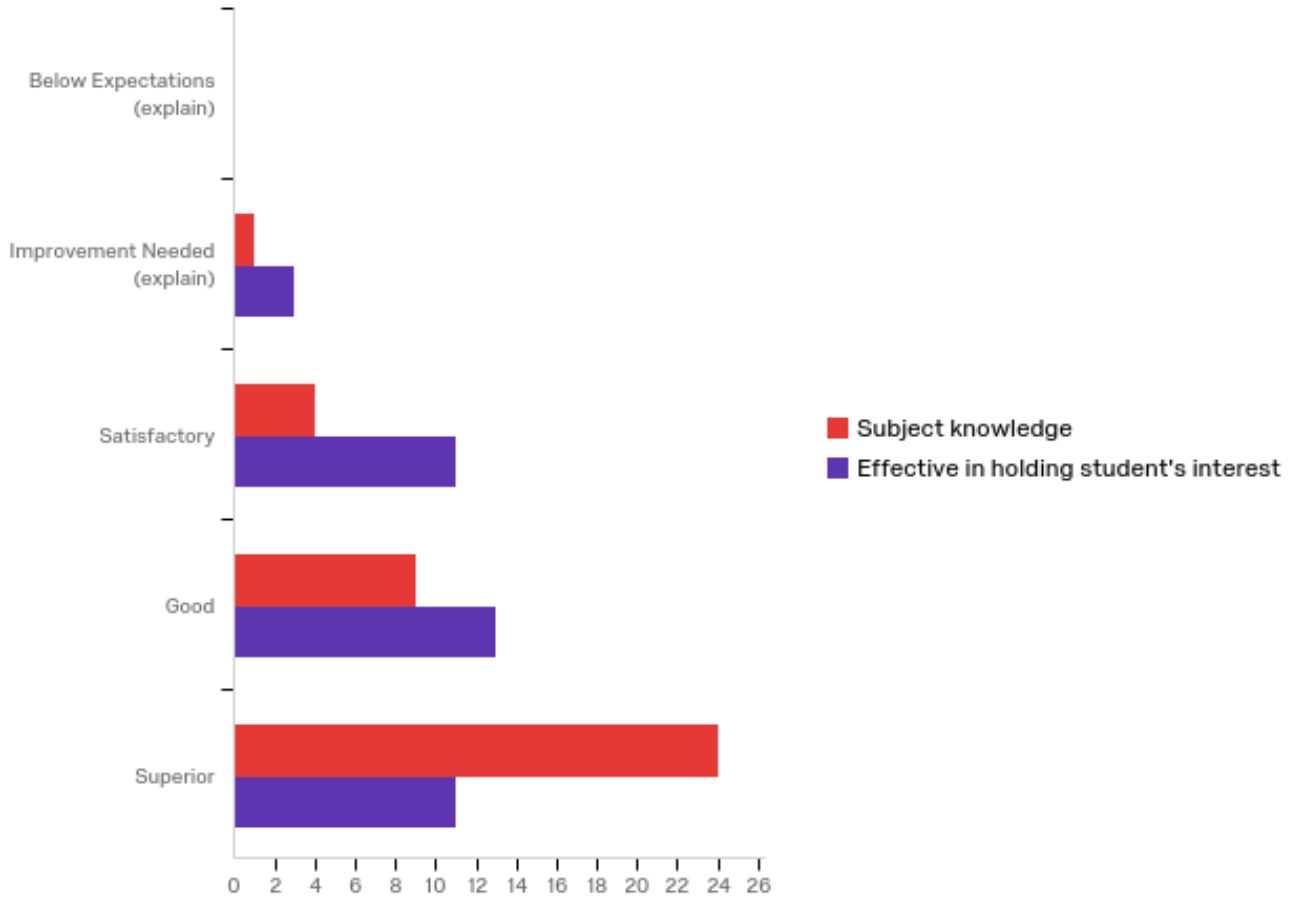


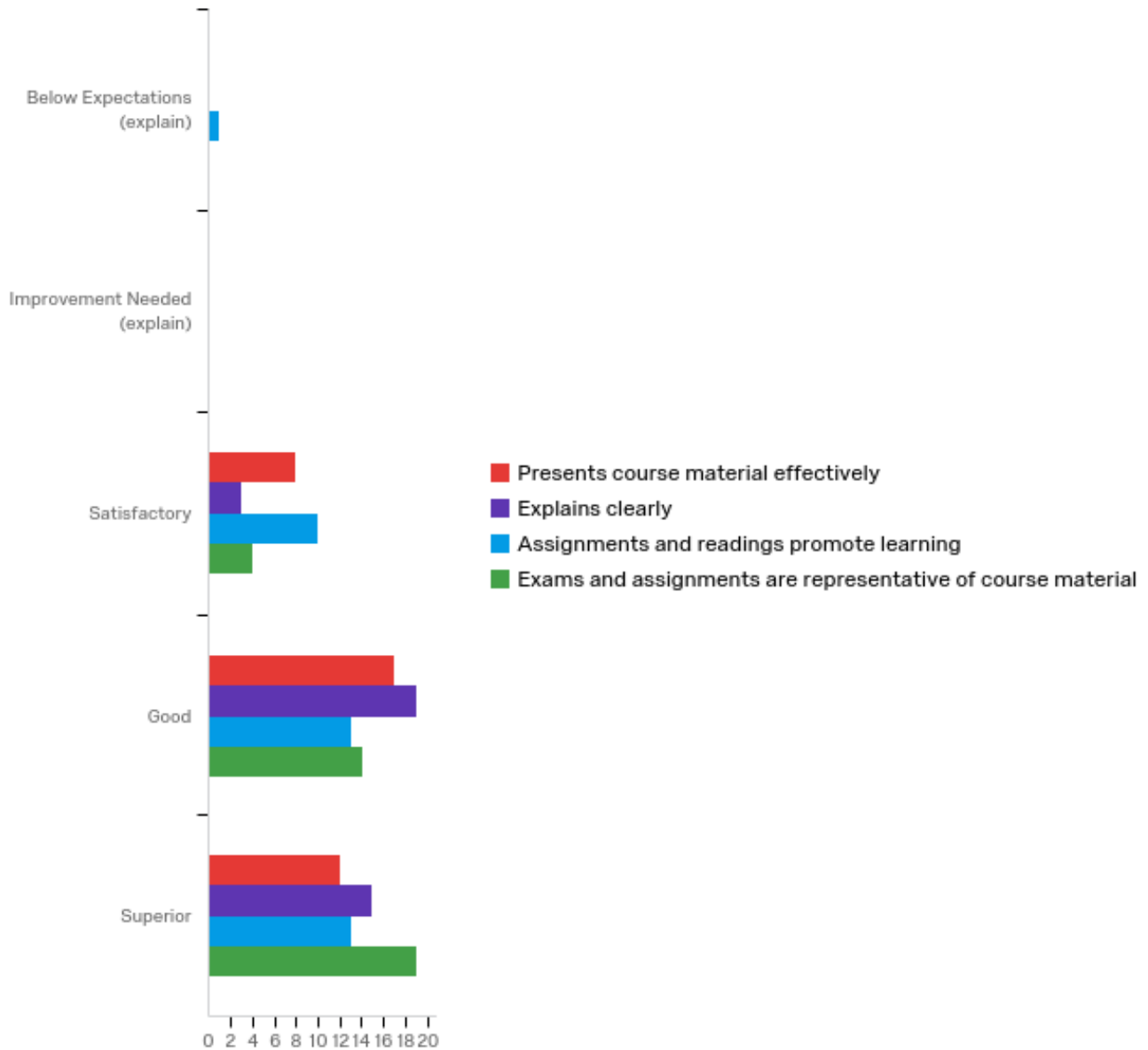
The following survey is for USP 5 and Professor Nathan Moeder. The data collected from this survey will be completely anonymous and is used to improve this course as well as the USP Program overall. There will be a section at the end of the survey for comments.

1 - Handling of Lecture



#	Question	Below Expectations (explain)	Improvement Needed (explain)	Satisfactory	Good	Superior	Total
1	Subject knowledge	0.00% 0	2.63% 1	10.53% 4	23.68% 9	63.16% 24	38
2	Effective in holding student's interest	0.00% 0	7.89% 3	28.95% 11	34.21% 13	28.95% 11	38

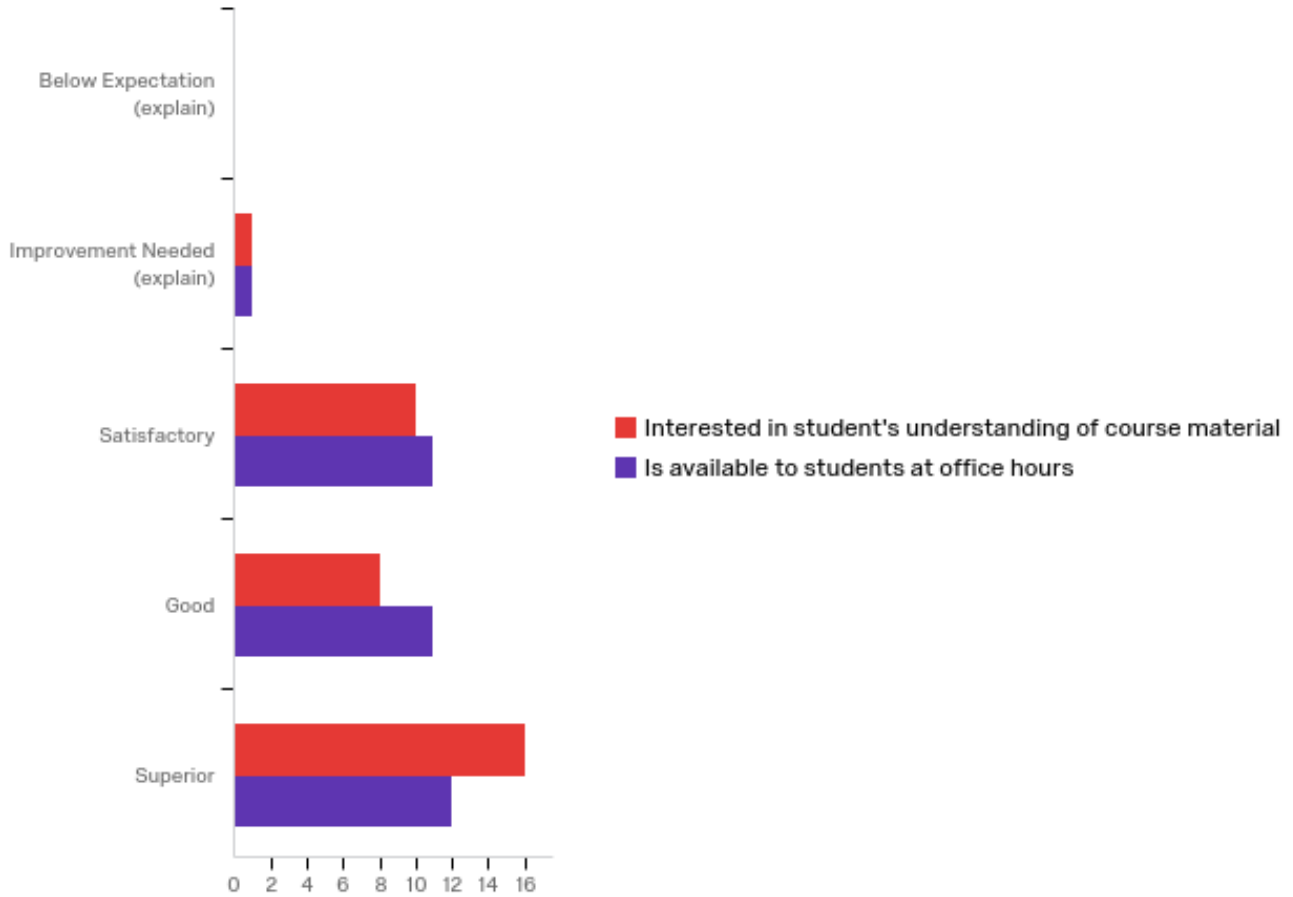
2 - Preparation & Presentation of Subject Matter



#	Question	Below Expectations (explain)	Improvement Needed (explain)	Satisfactory	Good	Superior	Total
1	Presents course material effectively	0.00% 0	0.00% 0	21.62% 8	45.95% 17	32.43% 12	37
2	Explains clearly	0.00% 0	0.00% 0	8.11% 3	51.35% 19	40.54% 15	37
3	Assignments and readings promote learning	2.70% 1	0.00% 0	27.03% 10	35.14% 13	35.14% 13	37

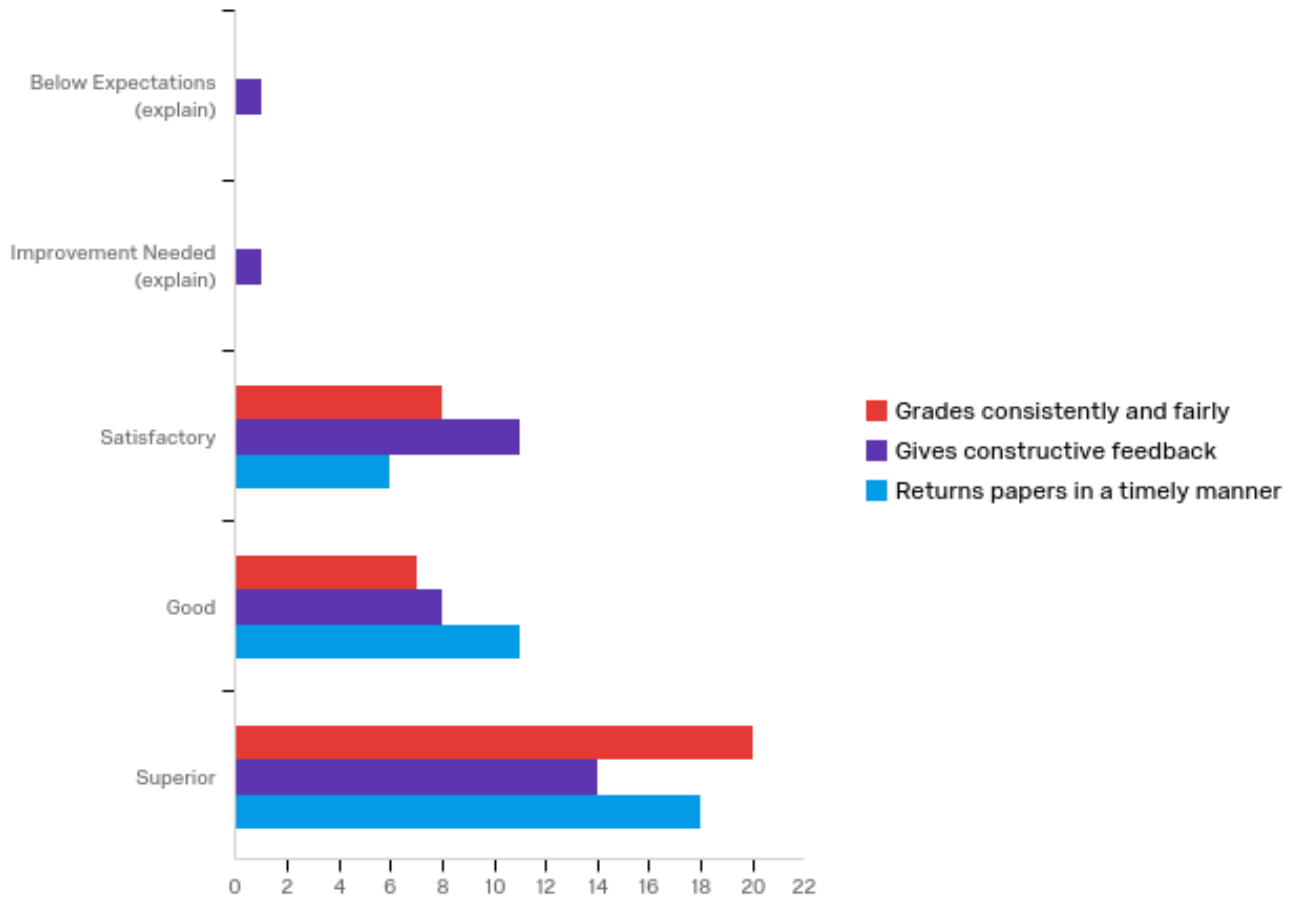
4	Exams and assignments are representative of course material	0.00%	0	0.00%	0	10.81%	4	37.84%	14	51.35%	19	37
---	---	-------	---	-------	---	--------	---	--------	----	--------	----	----

3 - Relationship with Students



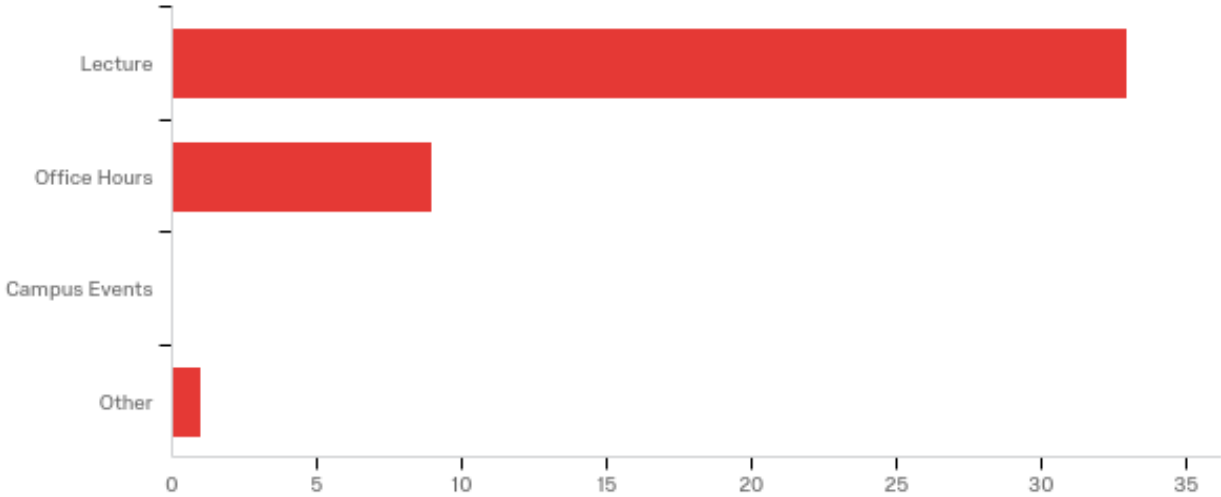
#	Question	Below Expectation (explain)	Improvement Needed (explain)	Satisfactory	Good	Superior	Total
1	Interested in student's understanding of course material	0.00% 0	2.86% 1	28.57% 10	22.86% 8	45.71% 16	35
2	Is available to students at office hours	0.00% 0	2.86% 1	31.43% 11	31.43% 11	34.29% 12	35

4 - Grading of Papers and Projects



#	Question	Below Expectations (explain)	Improvement Needed (explain)	Satisfactory	Good	Superior	Total
1	Grades consistently and fairly	0.00% 0	0.00% 0	22.86% 8	20.00% 7	57.14% 20	35
2	Gives constructive feedback	2.86% 1	2.86% 1	31.43% 11	22.86% 8	40.00% 14	35
3	Returns papers in a timely manner	0.00% 0	0.00% 0	17.14% 6	31.43% 11	51.43% 18	35

10 - Please indicate the type of contact with instructor (select all that apply)



#	Answer	%	Count
1	Lecture	76.74%	33
2	Office Hours	20.93%	9
3	Campus Events	0.00%	0
4	Other	2.33%	1
	Total	100%	43